


Outdoor Porcelain Stoneware



Fincibec Group is an international leader in ceramic surfaces, known for outstanding quality and a cutting-edge production process that makes full use of the latest technologies. Its porcelain stoneware collections are defined by refined design, high performance, and a strong focus on environmental sustainability and social responsibility. Fincibec Group solutions are used every day in residential, commercial and public projects around the world.



Fincibec Group è un punto di riferimento internazionale nel settore delle superfici ceramiche, grazie alla qualità superiore garantita da un processo produttivo all'avanguardia, basato sulle tecnologie più moderne. Le collezioni in gres porcellanato si distinguono non solo per l'estetica raffinata e le elevate prestazioni, ma anche per l'impegno verso la sostenibilità ambientale e la responsabilità sociale. Ogni giorno, le soluzioni proposte da Fincibec Group trovano applicazione in progetti residenziali, commerciali e istituzionali in tutto il mondo.

Outdoor Porcelain Stoneware

Introduction	
Fincibec porcelain stoneware: the ideal choice for outdoor paving	2
Technical performance	4
Benefits	5
In&Out by Fincibec	6
A complete range to meet every need	8
Surface Two and Major 20 mm	11
Index by effect	12
Alphabetical index	19
Index by size	20
Image gallery	23
The range	63
Tech specs	
Summary	118
Special pieces	126
Instructions for raised floor installation	136
Weights and packaging	138
Technical specifications	140
Choose responsibility	143

Fincibec porcelain stoneware: the ideal choice for outdoor paving

The Outdoor range from Fincibec Group offers the perfect solution for external paving, combining long-lasting durability with strong visual impact. Made entirely in Italy, these products are designed for strength and safety, delivering excellent technical performance alongside a naturally varied, harmonious appearance. With a wide selection of colours, the range meets a broad spectrum of design needs, offering elegant and practical options for every type of setting floors.

GRES PORCELLANATO FINCIBEC: SOLUZIONE IDEALE PER PAVIMENTI ESTERNI.

La gamma Outdoor di Fincibec Group rappresenta la scelta perfetta per realizzare pavimentazioni esterne che uniscono durabilità e grande impatto estetico. Il processo produttivo Made in Italy garantisce sicurezza e resistenza dei prodotti, combinando prestazioni tecniche elevate con un'armoniosità naturale e varia. La vasta scelta di colori permette di rispondere ad ogni esigenza, offrendo soluzioni eleganti e funzionali per ogni tipo di pavimentazione.

Infinity versatility



PATHWAYS

camminamenti



URBAN AREAS

aree urbane



BEACHES

spiagge



TERRACES AND BALCONIES

terrazze e balconi



GARDENS

giardini



POOLS & WELLNESS

piscine e zone benessere



WET AREAS

ambienti umidi



HEAVY-TRAFFIC AREAS

aree soggette a traffico intenso

technical performance

Fine porcelain stoneware is the result of a careful and meticulous process that begins with the selection of top-quality raw materials, which are then blended and processed with precision. The materials are then fired at extremely high temperatures, up to 1250 °C, in a process that ensures complete vitrification of the product. This production process gives porcelain stoneware its distinctive characteristics of exceptional hardness, strength and compactness, making it a reliable and long-lasting material. Fincibec Group's porcelain stoneware products are notable for their non-absorbent and frost-resistant properties, which make them ideal for use in environments exposed to moisture or temperature changes. Their high resistance to wear and mechanical stress makes them perfectly suited to a wide range of architectural applications, from interior design to public spaces. They guarantee excellent performance, long-lasting durability and provide versatile solutions for all design and renovation needs.

PERFORMANCE TECNICHE

Il gres fine porcellanato nasce da un attento e accurato processo di selezione di materie prime di altissima qualità, che vengono mescolate e lavorate con grande precisione. Successivamente, questi materiali vengono sottoposti a una cottura a temperature estremamente elevate, fino a 1250 °C, un procedimento che garantisce la perfetta greificazione del prodotto. Questo processo di produzione conferisce al gres porcellanato le sue caratteristiche distintive di eccezionale durezza, resistenza e compattezza, rendendolo un materiale affidabile e durevole nel tempo. I prodotti in gres porcellanato di Fincibec Group si distinguono per le loro proprietà di inassorbenza e ingelività, che li rendono ideali per applicazioni in ambienti soggetti a umidità o variazioni di temperatura. La loro notevole resistenza all'usura e alle sollecitazioni meccaniche li rende perfetti per essere utilizzati in molteplici ambiti dell'architettura, dall'interior design agli spazi pubblici, garantendo prestazioni eccellenti, una lunga durata nel tempo e offrendo soluzioni versatili per ogni esigenza di progettazione e ristrutturazione.

outdoor

benefits

₪ 9, 10, 20 mm



LONG LASTING

dura a lungo



VERSATILE

versatile



NON-ABSORBENT

non assorbe



FIRE-RESISTANT

non brucia



STAIN-RESISTANT

resistenza alle macchie



EASY TO CLEAN

facile da pulire



RESISTANT TO MOULD

resistenza alle muffe



ANTI-SLIP

antiscivolo



LIGHT-FAST COLOURS
RESISTANCE

resistenza dei colori alla luce



WEAR AND ABRASION RESISTANT

resistenza all'usura e all'abrasione



FROST RESISTANT

resistenza al gelo



CHEMICAL RESISTANT

resistenza agli attacchi chimici

only ₪ 20 mm



EASY TO REMOVE AND REUSE FOR
INSTALLATION ON GRASS, GRAVEL,
SAND, AND SUPPORTS ONLY
rimovibile e riutilizzabile esclusivamente per
posa su erba, ghiaia, sabbia e supporti



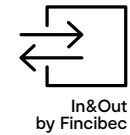
EXCEPTIONAL LOAD CAPACITY FOR
INSTALLATION ON SCREED ONLY
altissima resistenza ai carichi esclusivamente
per posa su massetto



FAST AND EASY TO LAY FOR
INSTALLATION ON GRASS, GRAVEL,
SAND AND SUPPORTS ONLY
facile e veloce da posare esclusivamente
per posa su erba, ghiaia, sabbia e supporti

outdoor

In&Out by Fincibec



In & Out by Fincibec offers the ideal solution for creating seamless continuity between indoor and outdoor spaces, shaping environments that are attractive, functional, and visually striking. This selection of innovative collections brings together design and performance in perfect balance, offering materials suited to the specific demands of each intended use, whether in residential, public or commercial settings. Thanks to the variety of surfaces available, each space can be customised and adapted to suit individual needs. For interiors, a choice of natural, honed or soft finishes brings warmth, elegance and refinement to living or working environments. For exteriors, grip surfaces are available in 9, 10 and 20 mm thicknesses, designed to ensure safety and resistance to the elements. This wide selection of surface options makes it possible to create spaces with a strong sense of design continuity, where every detail is considered and a feeling of harmony is achieved. To find out about all of Fincibec's In & Out continuity solutions, consult the catalogues on our websites.

In & Out di Fincibec rappresenta la soluzione ideale per garantire una perfetta continuità tra gli spazi interni ed esterni, creando ambienti gradevoli, funzionali e di grande impatto visivo. Questa raccolta di collezioni innovative combina sapientemente estetica e funzionalità, offrendo materiali che rispondono ai requisiti specifici di ogni destinazione d'uso, sia in ambienti domestici che in contesti pubblici o commerciali. Grazie alle differenti superfici disponibili, è possibile personalizzare e adattare gli ambienti secondo le proprie esigenze: per gli spazi interni, si possono scegliere tra finiture naturali, molate o soft, che conferiscono calore, eleganza e un tocco di raffinatezza agli ambienti abitativi o lavorativi. Per gli spazi esterni, invece, sono disponibili superfici grip in 9, 10 e 20 mm, pensate per garantire sicurezza e resistenza alle intemperie. Questa varietà di superfici permette di creare ambienti caratterizzati da una continuità progettuale avvolgente, valorizzando ogni dettaglio e favorendo un senso di armonia e coerenza. Per conoscere tutte le soluzioni di continuità In & Out di Fincibec consultare i diversi cataloghi di linea presenti sui nostri siti.



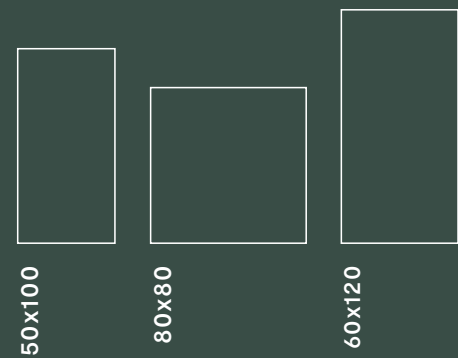
a complete range to meet every need

Fincibec Outdoor offers a wide selection of collections that are perfect for both residential and public spaces, thanks to their versatility. These surfaces help to create settings that are elegant and functional. To meet different installation requirements, they are available in thicknesses of 9, 10 and 20 mm, allowing the most suitable solution to be selected for each setting, including areas subject to heavy use. The collections come in a variety of sizes and include matching special pieces, designed to enhance the character of each surface and adapt to its specific use, ensuring a stylish result in every application.

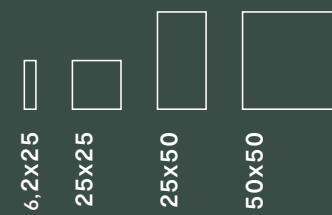
UNA GAMMA COMPLETA PER TUTTE LE ESIGENZE

Outdoor di Fincibec offre una vasta scelta di collezioni che, grazie alla loro versatilità, sono perfette sia per ambienti residenziali che per spazi pubblici, creando atmosfere eleganti e funzionali. Per soddisfare le diverse esigenze di installazione, le superfici sono disponibili negli spessori di 9, 10 e 20 mm, consentendo di scegliere la soluzione più adatta a ogni contesto, anche alle zone sottoposte a forte sollecitazione. Le collezioni si propongono in diversi formati e si completano con pezzi speciali coordinati, studiati per valorizzare le caratteristiche di ogni superficie e adattarsi alle specifiche destinazioni d'uso, garantendo il massimo dello stile in ogni applicazione.

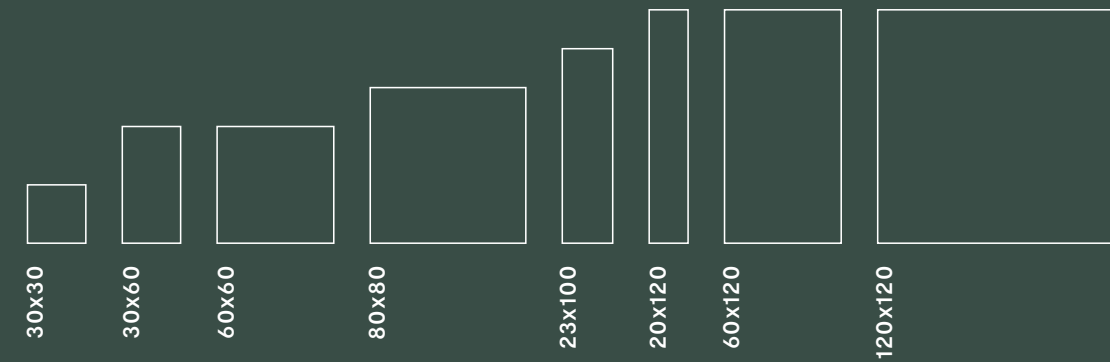
‡
20 mm thickness



‡
10 mm thickness



‡
9 mm thickness





outdoor

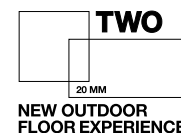
surface

Grip surface

The Grip 9, 10 and 20 mm surface offers the perfect balance of aesthetics, reliability, and safety, making it ideal for outdoor flooring, public and commercial spaces, and private walkways requiring specific performance criteria. Highly resistant to temperature fluctuations, frost, moisture and fire. It also ensures a high slip resistance performance, as well as excellent durability against stains, solvents, detergents and salt. Mould- and moss-resistant. Easy to clean. Fincibec's ISO 13006 Bla high-density porcelain stoneware maintains its integrity over time, ensuring that collections with multiple finishes provide seamless visual continuity between indoor and outdoor spaces.

La superficie Grip in 9, 10 e 20 mm è il giusto connubio tra estetica, affidabilità e sicurezza ed è idonea per la realizzazione di pavimentazioni delle aree esterne, degli spazi pubblici, commerciali e dei passaggi delle aree private dove sono richiesti requisiti specifici. Alta resistenza agli sbalzi termici, al gelo, all'umidità e al fuoco. Elevate prestazioni di resistenza allo scivolamento. Forte resistenza alle macchie, ai solventi, ai detergenti, al sale. Inattaccabilità da muffe e muschi. Facile pulibilità. Il gres porcellanato Fincibec ISO 13006 Bla, ad elevata greificazione ed inalterabile nel tempo, risponde nel modo migliore a tutte queste necessità garantendo inoltre per le serie con più finiture superficiali continuità visiva tra gli ambienti interni ed esterni.

20 mm



Two and Major are monolithic porcelain stoneware slabs with a 20 mm thickness, offering exceptional technical performance. They are ideal for outdoor paving in both public and private settings and are suitable for supporting high static loads. Both complemented by a wide range of specialised pieces, making it ideal for applications such as swimming pools and wellness areas, ensuring seamless continuity between indoor and outdoor spaces.

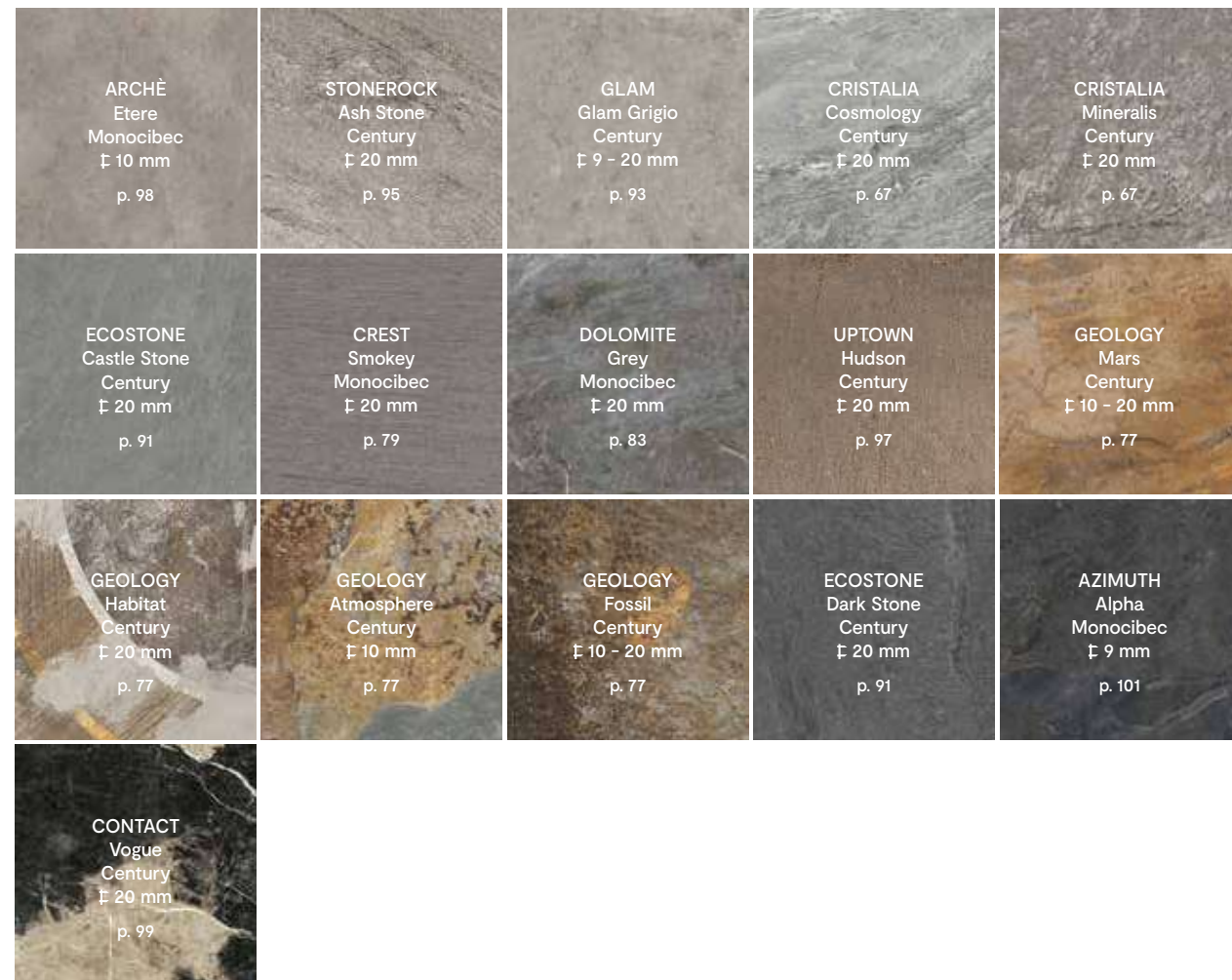
Two e Major sono lastre monolitiche di gres porcellanato, in spessore 20 mm, con prestazioni tecniche eccezionali, ideali per pavimentazioni esterne sia pubbliche che private, idonee a sopportare notevoli carichi statici. Entrambe sono corredate da una ricca gamma di pezzi speciali, perfetti per applicazioni come piscine e zone wellness, garantendo una continuità spaziale tra interno ed esterno.

stone look

<p>DOLOMITE White Monocibec ‡ 20 mm p. 83</p>	<p>CREST Alpine Monocibec ‡ 20 mm p. 79</p>	<p>AZIMUTH Gravity Monocibec ‡ 9 mm p. 101</p>	<p>MONOGRAM Royal Monocibec ‡ 9 - 20 mm p. 69</p>	<p>STONEROCK White Stone Century ‡ 20 mm p. 95</p>
<p>ROCKNEST Maplerock Century ‡ 9 - 20 mm p. 73</p>	<p>GLAM Glam Beige Century ‡ 9 - 20 mm p. 93</p>	<p>MYTHOLOGY Simbios Ivory Monocibec ‡ 9 - 20 mm p. 71</p>	<p>TRADITION Travertin Beige Monocibec ‡ 9 - 20 mm p. 89</p>	<p>DOLOMITE Dust Monocibec ‡ 20 mm p. 83</p>
<p>PIETRA CASTELLO Burgos Monocibec ‡ 10 mm p. 85</p>	<p>MYTHOLOGY Simbios Taupe Monocibec ‡ 9 - 20 mm p. 71</p>	<p>ROCKNEST Monolith Century ‡ 9 - 20 mm p. 73</p>	<p>GLAM Glam Tortora Century ‡ 9 - 20 mm p. 93</p>	<p>ROCKNEST Granitic Century ‡ 9 - 20 mm p. 73</p>
<p>GEOLOGY Mineral Century ‡ 10 - 20 mm p. 77</p>	<p>PIETRA CASTELLO Miramare Monocibec ‡ 10 mm p. 85</p>	<p>DICTA Ceres Monocibec ‡ 20 mm p. 81</p>	<p>DOLOMITE Moon Monocibec ‡ 20 mm p. 83</p>	<p>CRISTALIA Meteoris Century ‡ 20 mm p. 67</p>
<p>AURUM Nux Century ‡ 10 mm p. 75</p>	<p>STONEROCK Light Stone Century ‡ 20 mm p. 95</p>	<p>AURUM Artis Century ‡ 10 mm p. 75</p>	<p>MONOGRAM Lithic Monocibec ‡ 9 - 20 mm p. 69</p>	<p>AZIMUTH Vector Monocibec ‡ 9 mm p. 101</p>

<p>THYMOS Dorico Monocibec ‡ 9 - 20 mm p. 65</p>	<p>ECOSTONE Lime Stone Century ‡ 20 mm p. 91</p>	<p>DICTA Metis Monocibec ‡ 20 mm p. 81</p>	<p>CRISTALIA Adamant Century ‡ 20 mm p. 67</p>	<p>PIETRE NATURALI Gerusalem Stone Monocibec ‡ 9 - 20 mm p. 87</p>
<p>TRADITION Culture Monocibec ‡ 9 - 20 mm p. 89</p>	<p>THYMOS Tellur Monocibec ‡ 9 - 20 mm p. 65</p>	<p>AURUM Ebur Century ‡ 10 - 20 mm p. 75</p>	<p>TWO.0 Desert Century ‡ 20 mm p. 96</p>	<p>ROCKNEST Stonehill Century ‡ 9 - 20 mm p. 73</p>
<p>MONOGRAM Echos Monocibec ‡ 9 - 20 mm p. 69</p>	<p>AZIMUTH Meridian Monocibec ‡ 9 mm p. 101</p>	<p>MYTHOLOGY Simbios Cream Monocibec ‡ 9 - 20 mm p. 71</p>	<p>ARCHÉ Logos Monocibec ‡ 10 mm p. 98</p>	<p>ROCKNEST Richmond Century ‡ 9 - 20 mm p. 73</p>
<p>THYMOS Nemes Monocibec ‡ 9 - 20 mm p. 65</p>	<p>CREST Sand Monocibec ‡ 20 mm p. 79</p>	<p>DICTA Ariel Monocibec ‡ 20 mm p. 81</p>	<p>CRISTALIA Mastery Century ‡ 20 mm p. 67</p>	<p>DICTA Eris Monocibec ‡ 20 mm p. 81</p>
<p>PIETRA CASTELLO Fenis Monocibec ‡ 10 mm p. 85</p>	<p>AZIMUTH Time Monocibec ‡ 9 mm p. 101</p>	<p>PIETRA CASTELLO Torrechiara Monocibec ‡ 10 mm p. 85</p>	<p>CREST Silver Monocibec ‡ 20 mm p. 79</p>	<p>MONOGRAM Symbol Monocibec ‡ 9 - 20 mm p. 69</p>

stone look



cotto look



concrete look

<p>GRAPHIS Graphis Beige Monocibec ƒ 9 - 20 mm p. 105</p>	<p>BLADE Pure Monocibec ƒ 9 mm p. 103</p>	<p>REACTION Reflex Century ƒ 9 mm p. 107</p>	<p>BLADE Vibe Monocibec ƒ 9 mm p. 103</p>	<p>REACTION Element Century ƒ 9 - 20 mm p. 107</p>
<p>REACTION Trace Century ƒ 20 mm p. 107</p>	<p>GRAPHIS Graphis Grigio Monocibec ƒ 9 - 20 mm p. 105</p>	<p>REACTION Museum Century ƒ 20 mm p. 107</p>	<p>REACTION Oxygen Century ƒ 9 - 20 mm p. 107</p>	<p>BLADE Muse Monocibec ƒ 9 mm p. 103</p>
<p>BLADE Sword Monocibec ƒ 9 mm p. 103</p>				

wood look

<p>WOODTIME Abete Bianco Monocibec ƒ 9 mm p. 117</p>	<p>JASPER Creek Century ƒ 9 mm p. 115</p>	<p>WOODTIME Carpino Monocibec ƒ 9 mm p. 117</p>	<p>ASHLEY Larix Monocibec ƒ 9 mm p. 113</p>	<p>ASHLEY Nature Monocibec ƒ 9 mm p. 113</p>
<p>WOODTIME Castagno Monocibec ƒ 9 mm p. 117</p>	<p>JASPER Branch Century ƒ 9 mm p. 115</p>	<p>JASPER Peak Century ƒ 9 mm p. 115</p>	<p>ASHLEY Nest Monocibec ƒ 9 mm p. 113</p>	



outdoor

alphabetical index

ARCHÈ Logos Etere	p. 98	ECOSTONE Castle Stone Dark Stone Lime Stone	p. 90	PIETRE NATURALI Gerusalem Stone	p. 86
ASHLEY Nature Nest Larix	p. 112	EXULTA Sciarada Minerva Cretan	p. 110	REACTION Reflex Element Oxygen Trace Museum	p. 106
AURUM Nux Ebur Artis	p. 74	GEOBRICK Canossa Siena Volterra Bruges	p. 108	ROCKNEST Maplerock Stonehill Richmond Monolith Granitic	p. 72
AZIMUTH Alpha Gravity Meridian Time Vector	p. 100	GEOLOGY Atmosphere Mineral Mars Fossil Habitat	p. 76	STONEROCK Light Stone White Stone Ash Stone	p. 94
BLADE Sward Pure Vibe Muse	p. 102	GLAM Glam Tortora Glam Grigio Glam Beige	p. 92	THYMOS Dorico Tellur Nemes	p. 64
CONTACT Vogue	p. 99	GRAPHIS Graphis Beige Graphis Grigio	p. 104	TRADITION Culture Travertin Beige	p. 88
CREST Alpine Sand Silver Smokey	p. 78	JASPER Creek Branch Peak	p. 114	TWO.0 Desert	p. 96
CRISTALIA Adamant Cosmology Mastery Meteoris Mineralis	p. 66	MYTHOLOGY Simbios Ivory Simbios Cream Simbios Taupe	p. 70	UPTOWN Hudson	p. 97
DICTA Ariel Eris Ceres Metis	p. 80	MONOGRAM Royal Symbol Echos Lithic	p. 68	WOODTIME Abete Bianco Castagno Carpino	p. 116
DOLOMITE Dust Grey Moon White	p. 82	PIETRA CASTELLO Miramare Torrechiara Fenis Burgos	p. 84		

index by size and thickness | indice per formato e spessore

☿ 20 mm

60x120

24"x47"

Cristalia Two	p. 66
Monogram Major	p. 68
Thymos Major	p. 64

50x100

20"x40"

Aurum Two	p. 74
Crest Major	p. 78
Dicta Major	p. 80
Dolomite Major	p. 82
Ecostone Two	p. 90
Geology Two	p. 76
Mythology Major	p. 70
Pietre Naturali Major	p. 86
Rocknest Two	p. 72
Stonerock Two	p. 94
Tradition Major	p. 88
Two.0	p. 96
Uptown Two	p. 97

80x80

31,5"x31,5"

Contact Two	p. 99
Ecostone Two	p. 90
Glam Two	p. 92
Graphis Major	p. 104
Pietre Naturali Major	p. 86
Reaction Two	p. 106
Uptown Two	p. 97

☿ 10 mm

50x50

20"x20"

Archè	p. 98
Aurum	p. 74
Exulta	p. 110
Geobrick	p. 108
Geology	p. 76
Pietra Castello	p. 84

25x50

10"x20"

Archè	p. 98
Aurum	p. 74
Exulta	p. 110
Geobrick	p. 108
Geology	p. 76
Pietra Castello	p. 84

25x25

10"x10"

Archè	p. 98
Aurum	p. 74
Exulta	p. 110
Geobrick	p. 108
Geology	p. 76
Pietra Castello	p. 84

6,2x25

2,4"x10"

Geobrick	p. 108
----------	--------

☿ 9 mm

120x120

47"x47"

Mythology	p. 70
-----------	-------

60x120

24"x47"

Azimuth	p. 100
Blade	p. 102
Mythology	p. 70
Reaction	p. 106
Rocknest	p. 72

20x120

8"x47"

Ashley	p. 112
Woodtime	p. 116

23x100

9"x40"

Ashley	p. 112
Jasper	p. 114

80x80

31,5"x31,5"

Glam	p. 92
------	-------

60x60

24"x24"

Graphis	p. 104
Monogram	p. 68
Tradition	p. 88

30x60

12"x24"

Monogram	p. 68
Pietre Naturali	p. 86
Thymos	p. 64
Tradition	p. 88

30x30

12"x12"

Monogram	p. 68
Tradition	p. 88



Images Gallery

Thymos	p. 24
Cristalia	p. 28
Monogram	p. 32
Mythology	p. 38
Rocknest	p. 42
Aurum	p. 44
Geology	p. 46
Pietra Castello	p. 50
Tradition	p. 52
Reaction	p. 56
Geobrick	p. 58
Exulta	p. 60

outdoor porcelain stoneware |
gres porcellanato da esterno



★ ★ ★ ★ ★
MONOCIBEC
FINCIBEC GROUP

THYMOS
OUTDOOR FLOOR dorico 60x120 - 24"x47" grip rect. □ MAJOR 20 mm
INDOOR FLOOR dorico 60x120 - 24"x47" nat. ev. rect.



★★★★★
MONOCIBEC
FINCIBEC GROUP

THYMOS
OUTDOOR FLOOR tellur 60x120 - 24"x47" grip rect. E MAJOR 20 mm
INDOOR FLOOR tellur 60x120 - 24"x47" nat. ev. rect.



CRISTALIA
OUTDOOR FLOOR adamant 60x120 - 24"x47" grip rect. ¶ TWO 20 mm
INDOOR FLOOR adamant 120x120 - 47"x47" nat. ev. rect.



CRISTALIA
OUTDOOR FLOOR adamant 60x120 - 24"x47" grip rect. ¶ TWO 20 mm
INDOOR FLOOR adamant 120x120 - 47"x47" nat. ev. rect.



CENTURY
FINCIBEC GROUP

CRISTALIA
OUTDOOR FLOOR mineralis 60x120 - 24"x47" grip rect. □ TWO 20 mm
INDOOR FLOOR mineralis 120x120 - 47"x47" nat. ev. rect.
WALL mineralis 60x120 - 24"x47" nat. ev. rect.



★★★★★
MONOCIBEC
FINCIBEC GROUP

MONOGRAM
OUTDOOR FLOOR royal 60x120 - 24"x47" grip rect. ┆ MAJOR 20 mm
INDOOR FLOOR royal 60x120 - 24"x47" nat. ev. rect.



MONOGRAM
OUTDOOR FLOOR royal 60x120 - 24"x47" grip rect. ┆ MAJOR 20 mm
INDOOR FLOOR royal 60x120 - 24"x47" nat. ev. rect.



★★★★★
MONOCIBEC
FINCIBEC GROUP

MONOGRAM

OUTDOOR FLOOR echos 60x60 - 24"x24" | 30x60 - 12"x24" | 30x30 - 12"x12" grip rect. \square 9 mm
INDOOR FLOOR echos 60x60 - 24"x24" | 30x60 - 12"x24" | 30x30 - 12"x12" nat. ev. rect.



MONOGRAM
OUTDOOR FLOOR lithic 60x60 - 24"x24" | 30x60 - 12"x24" | 30x30 - 12"x12" grip rect. ∇ 9 mm

★★★★★
MONOCIBEC
FINCIBEC GROUP

MONOGRAM
OUTDOOR FLOOR lithic 60x60 - 24"x24" | 30x60 - 12"x24" | 30x30 - 12"x12" grip rect. ∇ 9 mm



★★★★★
MONOCIBEC
FINCIBEC GROUP

MYTHOLOGY
OUTDOOR FLOOR simbios taupe 120x120 - 47"x47" grip rect. \square 9 mm



MYTHOLOGY
OUTDOOR FLOOR simbios taupe 120x120 - 47"x47" grip rect. \square 9 mm
INDOOR FLOOR simbios taupe 120x120 - 47"x47" brushed rect.



★★★★★
MONOCIBEC
FINCIBEC GROUP

MYTHOLOGY

OUTDOOR FLOOR simbios ivory 50x100 - 20"x40" grip rect. ⚡ MAJOR 20 mm
INDOOR FLOOR simbios ivory 120x120 - 47"x47" brushed rect. ⚡ 9 mm
WALL simbios ivory 60x120 - 24"x47" brushed rect.



MYTHOLOGY

OUTDOOR FLOOR simbios ivory 50x100 - 20"x40" grip rect. ⚡ MAJOR 20 mm



CENIURY
FINCIBEC GROUP

ROCKNEST
OUTDOOR FLOOR granitic 50x100 - 20"x40" grip rect. ┆ TWO 20 mm
INDOOR FLOOR granitic 120x120 - 47"x47" brushed rect.



ROCKNEST
OUTDOOR FLOOR granitic 50x100 - 20"x40" grip rect. ┆ TWO 20 mm



CENIURY
FINCIBEC GROUP

AURUM
OUTDOOR FLOOR nux 50x50 - 20"x20" | 25x50 - 10"x20" | 25x25 - 10"x10" grip ∇ 10 mm
INDOOR FLOOR nux 60x120 - 24"x47" nat. rect.



CENIURY
FINCIBEC GROUP

GEOLOGY
OUTDOOR FLOOR mars 50x100 - 20"x40" grip rect. † TWO 20 mm



GEOLOGY
OUTDOOR FLOOR mars 50x100 - 20"x40" grip rect. † TWO 20 mm



★★★★★
CENIURY
FINCIBEC GROUP

GEOLOGY
OUTDOOR FLOOR mineral 50x50 - 20"x20" | 25x50 - 10"x20" | 25x25 - 10"x10" grip ∇ 10 mm
INDOOR FLOOR jasper river 20x120 - 8"x47" nat. rect.



★★★★★
MONOCIBEC
FINCIBEC GROUP

PIETRA CASTELLO
OUTDOOR FLOOR burgos 50x50 - 20"x20" | 25x50 - 10"x20" | 25x25 - 10"x10" grip ∇ 10 mm



★★★★★
MONOCIBEC
FINCIBEC GROUP

TRADITION
OUTDOOR FLOOR culture 60x60 - 24"x24" | 30x60 - 12"x47" | 30x30 - 12"x12" grip rect. 9 mm
INDOOR FLOOR culture 80x80 - 31,5"x31,5" brushed rect. 9 mm



★★★★★
MONOCIBEC
FINCIBEC GROUP

TRADITION
OUTDOOR FLOOR travertin beige 50x100 - 20"x40" grip rect. □ MAJOR 20 mm



★★★★★
CENTURY
FINCIBEC GROUP

REACTION

OUTDOOR FLOOR trace 80x80 - 31,5"x31,5" grip rect. \mp TWO 20 mm
INDOOR FLOOR trace 80x80 - 31,5"x31,5" nat. rect.
WALL trace 80x80 - 31,5"x31,5" nat. rect.



REACTION

OUTDOOR FLOOR trace 80x80 - 31,5"x31,5" grip rect. \mp TWO 20 mm



★★★★★
MONOCIBEC
FINCIBEC GROUP

GEOBRICK
OUTDOOR FLOOR bruges 25x50 - 10"x20" | 25x25 - 10"x10" grip ∇ 10 mm



★★★★★
MONOCIBEC
FINCIBEC GROUP

EXULTA
OUTDOOR FLOOR cretan 25x50 - 10"x20" | 25x25 - 10"x10" grip ∇ 10 mm



EXULTA
OUTDOOR FLOOR cretan 25x50 - 10"x20" | 25x25 - 10"x10" grip ∇ 10 mm



The Range

THYMOS Dorico Tellur Nemes	p. 64	DOLOMITE Dust Grey Moon White	p. 82	BLADE Sward Pure Vibe Muse	p. 102
CRISTALIA Adamant Meteoris Mastery Cosmology Mineralis	p. 66	PIETRA CASTELLO Miramare Torrechiarà Fenis Burgos	p. 84	GRAPHIS Graphis Beige Graphis Grigio	p. 104
MONOGRAM Royal Echos Lithic Symbol	p. 68	PIETRE NATURALI Gerusalem Stone	p. 86	REACTION Reflex Element Oxygen Trace Museum	p. 106
MYTHOLOGY Symbios Ivory Symbios Cream Symbios Taupe	p. 70	TRADITION Culture Travertin Beige	p. 88	GEOBRICK Canossa Siena Volterra Bruges	p. 108
ROCKNEST Maplerock Stonehill Richmond Monolith Granitic	p. 72	ECOSTONE Castle Stone Dark Stone Lime Stone	p. 90	EXULTA Sciarada Minerva Cretan	p. 110
AURUM Nux Ebur Artis	p. 74	GLAM Glam Tortora Glam Grigio Glam Beige	p. 92	ASHLEY Nature Nest Larix	p. 112
GEOLOGY Atmosphere Mineral Mars Fossil Habitat	p. 76	STONEROCK Light Stone White Stone Ash Stone	p. 94	JASPER Creek Branch Peak	p. 114
CREST Alpine Sand Silver Smokey	p. 78	TWO.0 Desert	p. 96	WOODTIME Abete Bianco Castagno Carpino	p. 116
DICTA Ariel Eris Ceres Metis	p. 80	UPTOWN Hudson	p. 97		
		ARCHÈ Logos Etere	p. 98		
		CONTACT Vogue	p. 99		
		AZIMUTH Alpha Gravity Meridian Time Vector	p. 100		

outdoor

Thymos



fine porcelain stoneware |
gres fine porcellanato



Major ∇ 20 mm



60x120 24"x47"

146099 | dorico grip rect. ■ 151

146100 | tellur grip rect. ■ 151

146101 | nemes grip rect. ■ 151

∇ 9 mm

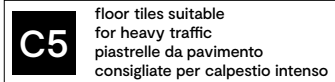


30x60 12"x24"

146096 | dorico grip rect. ■ 63

146097 | tellur grip rect. ■ 63

146098 | nemes grip rect. ■ 63



outdoor

Cristalia



fine porcelain stoneware |
gres fine porcellanato



Two \varnothing 20 mm



60x120 24"x47"

- 145145 | adamant grip rect. ■ 151
- 145148 | meteoris grip rect. ■ 151
- 145144 | mastery grip rect. ■ 151
- 145147 | cosmology grip rect. ■ 151
- 145146 | mineralis grip rect. ■ 151



adamant



meteoris



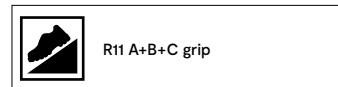
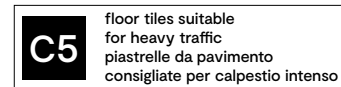
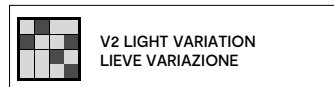
mastery



cosmology



mineralis



outdoor

Monogram



fine porcelain stoneware |
gres fine porcellanato



Major \uparrow 20 mm



60x120 24"x47"

- 145140 | royal grip rect. ■ 151
- 145141 | echos grip rect. ■ 151
- 145142 | lithic grip rect. ■ 151
- 145143 | symbol grip rect. ■ 151

\uparrow 9 mm



60x60 24"x24"

- 145124 | royal grip rect. ■ 69
- 145125 | echos grip rect. ■ 69
- 145126 | lithic grip rect. ■ 69
- 145127 | symbol grip rect. ■ 69




30x60 12"x24"

- 145128 | royal grip rect. ■ 63
- 145129 | echos grip rect. ■ 63
- 145130 | lithic grip rect. ■ 63
- 145131 | symbol grip rect. ■ 63



30x30 12"x12"

- 145132 | royal grip rect. ■ 73
- 145133 | echos grip rect. ■ 73
- 145134 | lithic grip rect. ■ 73
- 145135 | symbol grip rect. ■ 73



royal



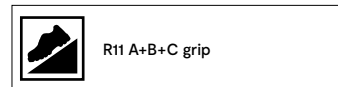
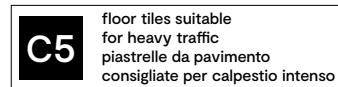
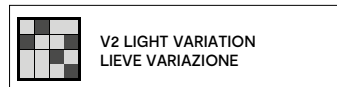
echos



lithic



symbol



outdoor

Mythology



fine porcelain stoneware |
gres fine porcellanato




Major ∇ 20 mm



50x100 20"x40"


- 141752 | simbios ivory grip rect. ■ 147
- 141243 | simbios taupe grip rect. ■ 147
- 141242 | simbios cream grip rect. ■ 147

∇ 9 mm




120x120 47"x47"

- 141112 | simbios ivory grip rect. ■ 127
- 141114 | simbios taupe grip rect. ■ 127
- 141113 | simbios cream grip rect. ■ 127




60x120 24"x47"

- 142602 | simbios ivory grip rect. ■ 93
- 142604 | simbios taupe grip rect. ■ 93
- 142603 | simbios cream grip rect. ■ 93



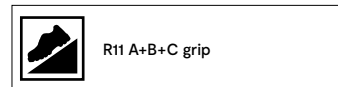
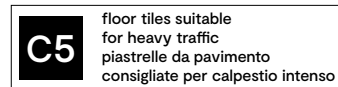
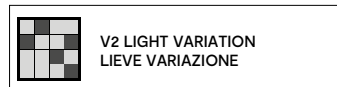
simbios ivory



simbios taupe



simbios cream



outdoor

Rocknest



fine porcelain stoneware |
gres fine porcellanato



Two \varnothing 20 mm



50x100 20"x40"

- 141757 | stonehill grip rect. ■ 147
- 141758 | maplerock grip rect. ■ 147
- 141338 | monolith grip rect. ■ 147
- 141760 | granitic grip rect. ■ 147
- 141759 | richmond grip rect. ■ 147
- 141761 | stonehill grip ■ 127
- 141762 | maplerock grip ■ 127
- 141342 | monolith grip ■ 127
- 141762 | granitic grip ■ 127
- 141763 | richmond grip ■ 127

\varnothing 9 mm



60x120 24"x47"

- 141667 | stonehill grip rect. ■ 93
- 141666 | maplerock grip rect. ■ 93
- 141669 | monolith grip rect. ■ 93
- 141670 | granitic grip rect. ■ 93
- 141668 | richmond grip rect. ■ 93



stonehill



maplerock



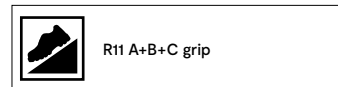
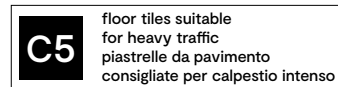
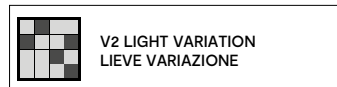
granitic



monolith



richmond



outdoor

Aurum



fine porcelain stoneware |
gres fine porcellanato




Two \varnothing 20 mm



50x100 20"x40"
130018 | ebur grip rect. ■ 151
130017 | ebur grip ■ 133

\varnothing 10 mm



50x50 20"x20"
124793 | ebur grip ■ 63
124792 | nux grip ■ 63
124794 | artis grip ■ 63



25x50 10"x20"
124771 | ebur grip ■ 63
124770 | nux grip ■ 63
124772 | artis grip ■ 63




25x25 10"x10"
124813 | ebur grip ■ 63
124812 | nux grip ■ 63
124814 | artis grip ■ 63



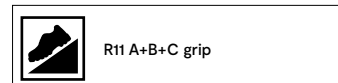
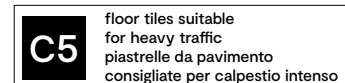
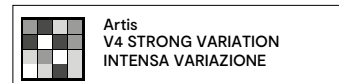
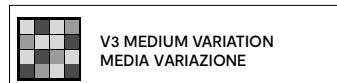
ebur



nux



artis



Geology



fine porcelain stoneware |
gres fine porcellanato




Two \varnothing 20 mm



- 50x100 20"x40"**
- 129073 | mineral grip rect. ■ 151
 - 129072 | fossil grip rect. ■ 151
 - 129071 | mars grip rect. ■ 151
 - 129074 | habitat grip rect. ■ 151
 - 128657 | mineral grip ■ 133
 - 128659 | fossil grip ■ 133
 - 128658 | mars grip ■ 133

\varnothing 10 mm



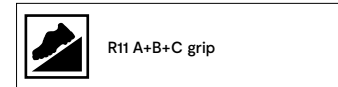
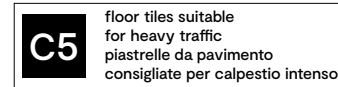
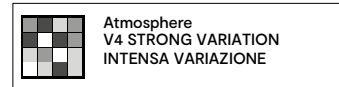
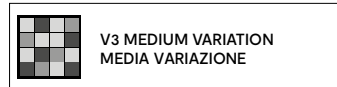

- 50x50 20"x20"**
- 128213 | mineral grip ■ 63
 - 128215 | fossil grip ■ 63
 - 128214 | mars grip ■ 63
 - 128212 | atmosphere grip ■ 63



- 25x50 10"x20"**
- 129078 | mineral grip ■ 63
 - 129077 | fossil grip ■ 63
 - 129076 | mars grip ■ 63
 - 129079 | atmosphere grip ■ 63



- 25x25 10"x10"**
- 129084 | mineral grip ■ 63
 - 129083 | fossil grip ■ 63
 - 129082 | mars grip ■ 63
 - 129085 | atmosphere grip ■ 63



outdoor

Crest



fine porcelain stoneware |
gres fine porcellanato



Major \varnothing 20 mm



- | | |
|---------------------------|-------|
| 50x100 20"x40" | |
| 93928 alpine grip rect. | ■ 151 |
| 93929 sand grip rect. | ■ 151 |
| 93930 silver grip rect. | ■ 151 |
| 93931 smokey grip rect. | ■ 151 |
| 93510 alpine grip | ■ 133 |
| 93511 sand grip | ■ 133 |
| 93512 silver grip | ■ 133 |
| 93513 smokey grip | ■ 133 |



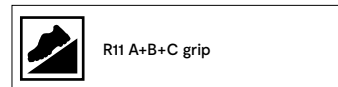
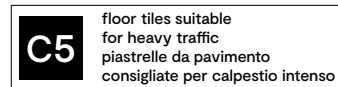
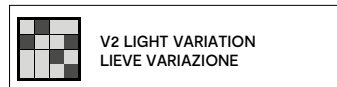
alpine

sand



silver

smokey



outdoor

Dicta



fine porcelain stoneware |
gres fine porcellanato

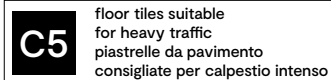


Major ∇ 20 mm



50x100 20"x40"

- | | |
|---------------------------|-------|
| 137880 metis grip rect. | ■ 151 |
| 137068 ceres grip rect. | ■ 151 |
| 137065 ariel grip rect. | ■ 151 |
| 137067 eris grip rect. | ■ 151 |
| 137879 metis grip | ■ 133 |
| 136847 ceres grip | ■ 133 |
| 136844 ariel grip | ■ 133 |
| 136846 eris grip | ■ 133 |



outdoor

Dolomite



fine porcelain stoneware |
gres fine porcellanato



Major φ 20 mm



- 50x100 20"x40"
- 93718 | white grip rect. ■ 151
 - 93714 | dust grip rect. ■ 151
 - 93716 | moon grip rect. ■ 151
 - 93715 | grey grip rect. ■ 151
 - 93509 | white grip ■ 133
 - 93506 | dust grip ■ 133
 - 93508 | moon grip ■ 133
 - 93507 | grey grip ■ 133



white



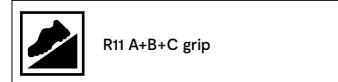
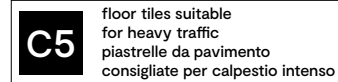
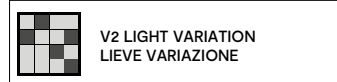
dust



moon



grey



outdoor

Pietra Castello



fine porcelain stoneware |
gres fine porcellanato



± 10 mm



50x50 20"x20"

- 124786 | miramare grip ■ 63
- 124787 | torrechiarà grip ■ 63
- 124791 | burgos grip ■ 63
- 124789 | fenis grip ■ 63



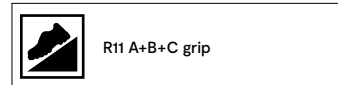
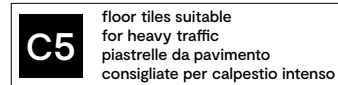
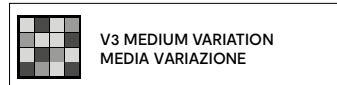
25x50 10"x20"

- 124778 | miramare grip ■ 63
- 124779 | torrechiarà grip ■ 63
- 124781 | burgos grip ■ 63
- 124780 | fenis grip ■ 63



25x25 10"x10"

- 124830 | miramare grip ■ 63
- 124831 | torrechiarà grip ■ 63
- 124833 | burgos grip ■ 63
- 124832 | fenis grip ■ 63



outdoor

Pietre Naturali




fine porcelain stoneware |
gres fine porcellanato



Major ∇ 20 mm



50x100 20"x40"
100581 | gerusalem stone grip rect. ■ 151
100576 | gerusalem stone grip ■ 133




80x80 31,5"x31,5"
107632 | gerusalem stone grip rect. ■ 157

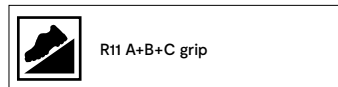
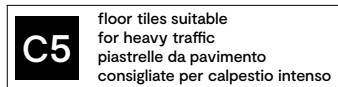
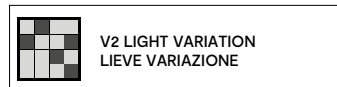
∇ 9 mm



30x60 12"x24"
100566 | gerusalem stone grip rect. ■ 63



gerusalem stone



outdoor

Tradition



fine porcelain stoneware |
gres fine porcellanato




Major \varnothing 20 mm



- 50x100 20"x40"
- 124267 | culture grip rect. ■ 151
 - 124266 | travertin beige grip rect. ■ 151
 - 124265 | culture grip ■ 133
 - 124264 | travertin beige grip ■ 133

\varnothing 9 mm



- 60x60 24"x24"
- 113797 | culture grip rect. ■ 69
 - 113798 | travertin beige grip rect. ■ 69




- 30x60 12"x24"
- 113799 | culture grip rect. ■ 63
 - 113800 | travertin beige grip rect. ■ 63



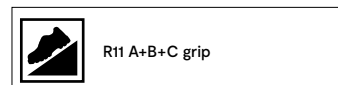
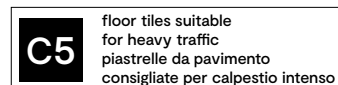
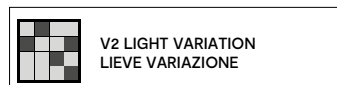
- 30x30 12"x12"
- 114187 | culture grip rect. ■ 73
 - 114188 | travertin beige grip rect. ■ 73



culture



travertin beige



outdoor

Ecostone



fine porcelain stoneware |
gres fine porcellanato




Two \varnothing 20 mm



50x100 20"x40"

- 101384 | lime stone grip rect. ■ 151
- 101383 | dark stone grip rect. ■ 151
- 101382 | castle stone grip rect. ■ 151
- 101379 | lime stone grip ■ 133
- 101378 | dark stone grip ■ 133
- 101377 | castle stone grip ■ 133




80x80 31,5"x31,5"

- 107680 | castle stone grip rect. ■ 157



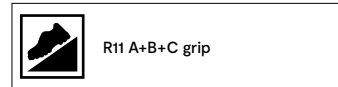
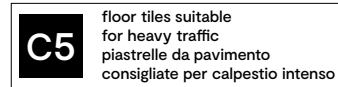
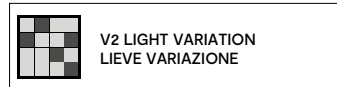
lime stone



castle stone



dark stone



outdoor


Glam



fine porcelain stoneware |
gres fine porcellanato




Two \square 20 mm



80x80 31,5"x31,5"

- 113144 | glam beige grip rect. ■ 157
- 113142 | glam tortora grip rect. ■ 157
- 113143 | glam grigio grip rect. ■ 157

\square 9 mm



80x80 31,5"x31,5"


- 112920 | glam beige grip rect. ■ 93
- 112918 | glam tortora grip rect. ■ 93
- 112919 | glam grigio grip rect. ■ 93



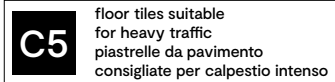
glam beige



glam tortora



glam grigio



outdoor

Stonerock



fine porcelain stoneware |
gres fine porcellanato

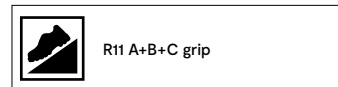
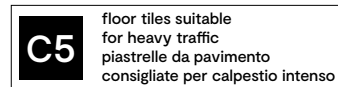
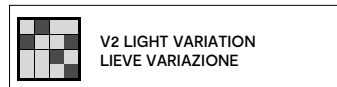


Two \varnothing 20 mm



50x100 20"x40"

- | | |
|---------------------------------|-------|
| 119808 ash stone grip rect. | ■ 151 |
| 119806 white stone grip rect. | ■ 151 |
| 119805 light stone grip rect. | ■ 151 |
| 119814 ash stone grip | ■ 133 |
| 119812 white stone grip | ■ 133 |
| 119811 light stone grip | ■ 133 |



outdoor

Two.0



fine porcelain stoneware |
gres fine porcellanato



Two \varnothing 20 mm



50x100 20"x40"
93932 | desert grip rect. ■ 151
93524 | desert grip ■ 133



desert

Uptown




fine porcelain stoneware |
gres fine porcellanato



Two \varnothing 20 mm



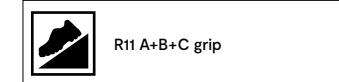
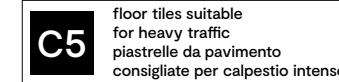
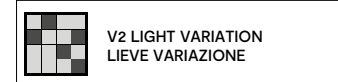
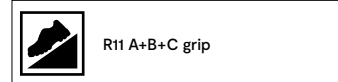
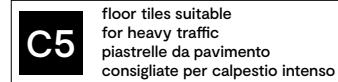
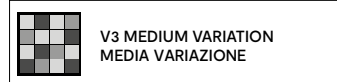
50x100 20"x40"
94575 | hudson grip ■ 133



80x80 31,5"x31,5"
107832 | hudson grip rect. ■ 157



hudson




Archè



fine porcelain stoneware |
gres fine porcellanato



± 10 mm



50x50 20"x20"
133837 | logos grip ■ 63
133838 | etere grip ■ 63



25x50 10"x20"
133839 | logos grip ■ 63
133840 | etere grip ■ 63



25x25 10"x10"
133843 | logos grip ■ 63
133844 | etere grip ■ 63



logos



etere


Contact




fine porcelain stoneware |
gres fine porcellanato



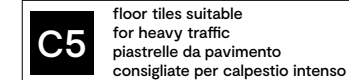
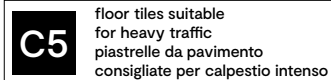
Two ± 20 mm



80x80 31,5"x31,5"
130159 | vogue grip rect. ■ 157



vogue



outdoor

Azimuth



fine porcelain stoneware |
gres fine porcellanato



9 mm



60x120 24"x47"

- 133754 | gravity grip rect. ■ 93
- 133755 | meridian grip rect. ■ 93
- 133756 | time grip rect. ■ 93
- 133757 | vector grip rect. ■ 93
- 133753 | alpha grip rect. ■ 93



gravity




meridian



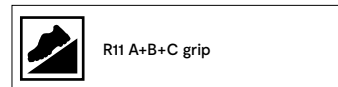
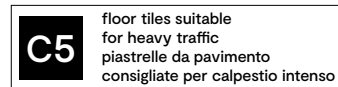
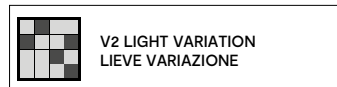
time



vector



alpha



outdoor

Blade



fine porcelain stoneware |
gres fine porcellanato



9 mm



60x120 24"x47"

120149 | pure grip rect. ■ 93

120150 | vibe grip rect. ■ 93

120151 | muse grip rect. ■ 93

120148 | sward grip rect. ■ 93



pure



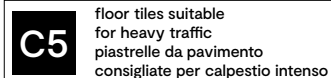
vibe



muse



sward



outdoor


Graphis



fine porcelain stoneware |
gres fine porcellanato



Major ∇ 20 mm




80x80 31,5"x31,5"

113761 | graphis beige grip rect. ■ 157

113760 | graphis grigio grip rect. ■ 157

∇ 9 mm




60x60 24"x24"

113753 | graphis beige grip rect. ■ 69

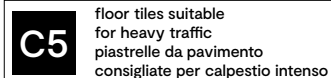
113758 | graphis grigio grip rect. ■ 69



graphis beige



graphis grigio



outdoor


Reaction



fine porcelain stoneware |
gres fine porcellanato



Two \square 20 mm



80x80 31,5"x31,5"

- 137251 | element grip rect. ■ 157
- 137250 | oxygen grip rect. ■ 157
- 137833 | museum grip rect. ■ 157
- 137832 | trace grip rect. ■ 157

\square 9 mm




60x120 24"x47"

- 137248 | element grip rect. ■ 93
- 137247 | oxygen grip rect. ■ 93
- 137246 | reflex grip rect. ■ 93




reflex




element



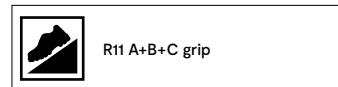
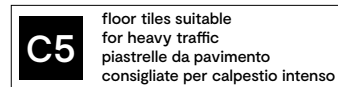
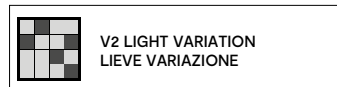
oxygen



museum



trace



outdoor

Geobrick



fine porcelain stoneware |
gres fine porcellanato



± 10 mm



50x50 20"x20"

- 94845 | volterra grip ■ 63
- 94846 | bruges grip ■ 63
- 94844 | siena grip ■ 63
- 94843 | canossa grip ■ 63



25x50 10"x20"

- 94849 | volterra grip ■ 63
- 94850 | bruges grip ■ 63
- 94848 | siena grip ■ 63
- 94847 | canossa grip ■ 63




25x25 10"x10"

- 94853 | volterra grip ■ 63
- 94854 | bruges grip ■ 63
- 94852 | siena grip ■ 63
- 94851 | canossa grip ■ 63



6,5x25 2,4"x10"

- 96151 | volterra grip ■ 163
- 96148 | bruges grip ■ 163
- 96150 | siena grip ■ 163
- 96149 | canossa grip ■ 163



volterra



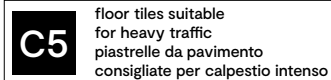

bruges



siena



canossa



Exulta



fine porcelain stoneware |
gres fine porcellanato



± 10 mm



50x50 20"x20"

- 141716 | cretan grip ■ 63
- 141715 | minerva grip ■ 63
- 141714 | sciarada grip ■ 63



25x50 10"x20"

- 141717 | cretan grip ■ 63
- 141719 | minerva grip ■ 63
- 141718 | sciarada grip ■ 63



25x25 10"x10"

- 141800 | cretan grip ■ 63
- 141802 | minerva grip ■ 63
- 141801 | sciarada grip ■ 63



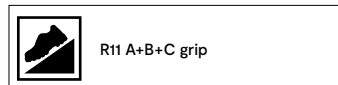
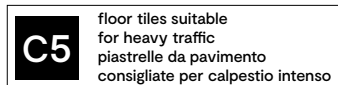
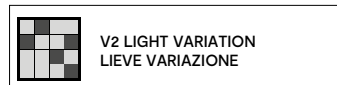
cretan



minerva



sciarada



outdoor

Ashley



fine porcelain stoneware |
gres fine porcellanato



± 9 mm



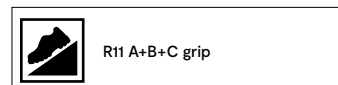
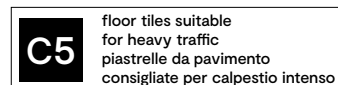
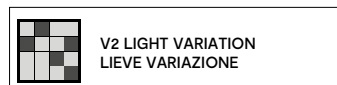
23x100 9"x40"

- 130107 | larix grip ■ 59
- 130105 | nature grip ■ 59
- 130106 | nest grip ■ 59



20x120 8"x47"

- 129040 | larix grip rect. ■ 87
- 129042 | nature grip rect. ■ 87
- 129043 | nest grip rect. ■ 87



outdoor

Jasper



fine porcelain stoneware |
gres fine porcellanato



⊥ 9 mm

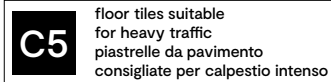


23x100 9"x40"

128958 | creek grip ■ 59

128959 | branch grip ■ 59

128961 | peak grip ■ 59



outdoor

Woodtime



fine porcelain stoneware |
gres fine porcellanato




± 9 mm



20x120 8"x47"

- 88239 | abete bianco grip rect. ■ 87
- 89268 | carpino grip rect. ■ 87
- 88244 | castagno grip rect. ■ 87



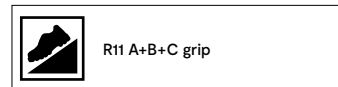
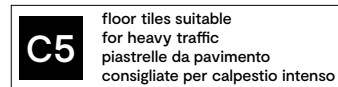
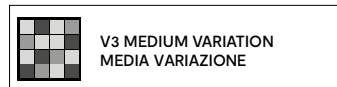
abete bianco



carpino



castagno



Summary

sizes | formati

outdoor porcelain stoneware | gres porcellanato da esterno



⌞ 20 mm

60x120 24"x47"
grip rect.

50x100 20"x40"
grip rect.

50x100 20"x40"
grip

80x80 31,5"x31,5"
grip rect.

⌞ 10 mm

50x50 20"x20"
grip

25x50 10"x20"
grip

25x25 10"x10"
grip

6,2x25 2,4"x10"
grip

•	•											
•	•											
•	•											

⌞ 9 mm

120x120 47"x47"
grip rect.

60x120 24"x47"
grip rect.

20x120 8"x47"
grip rect.

23x100 9"x40"
grip

80x80 31,5"x31,5"
grip rect.

60x60 24"x24"
grip rect.

30x60 12"x24"
grip rect.

30x30 12"x12"
grip rect.

					•	•	•	•	•	•	•	•
			•	•	•							
			•	•	•							



	•	•	•	•	•	•	•	•	•	•	•	•		
	•	•	•	•	•	•	•	•	•	•	•	•		


														•	•
														•	•
														•	•

•															

Summary

sizes | formati

outdoor porcelain stoneware | gres porcellanato da esterno



ƒ 20 mm

60x120 24"x47"
grip rect.

50x100 20"x40"
grip rect.

50x100 20"x40"
grip

80x80 31,5"x31,5"
grip rect.

	EXULTA Cretan	GEOBRICK Canossa	GEOBRICK Siena	GEOBRICK Volterra	GEOBRICK Bruges	GRAPHIS Graphis Beige	GRAPHIS Graphis Grigio	MYTHOLOGY Simbios Ivory	MYTHOLOGY Simbios Cream	MYTHOLOGY Simbios Taupe	MONOGRAM Royal	MONOGRAM Echos	MONOGRAM Lithic
60x120 24"x47" grip rect.											•	•	•
50x100 20"x40" grip rect.								•	•	•			
50x100 20"x40" grip													
80x80 31,5"x31,5" grip rect.						•	•						

ƒ 10 mm

50x50 20"x20"
grip

25x50 10"x20"
grip

25x25 10"x10"
grip

6,2x25 2,4"x10"
grip

	EXULTA Cretan	GEOBRICK Canossa	GEOBRICK Siena	GEOBRICK Volterra	GEOBRICK Bruges	GRAPHIS Graphis Beige	GRAPHIS Graphis Grigio	MYTHOLOGY Simbios Ivory	MYTHOLOGY Simbios Cream	MYTHOLOGY Simbios Taupe	MONOGRAM Royal	MONOGRAM Echos	MONOGRAM Lithic
50x50 20"x20" grip	•	•	•	•	•								
25x50 10"x20" grip	•	•	•	•	•								
25x25 10"x10" grip	•	•	•	•	•								
6,2x25 2,4"x10" grip		•	•	•	•								

ƒ 9 mm

120x120 47"x47"
grip rect.

60x120 24"x47"
grip rect.

20x120 8"x47"
grip rect.

23x100 9"x40"
grip

80x80 31,5"x31,5"
grip rect.

60x60 24"x24"
grip rect.

30x60 12"x24"
grip rect.

30x30 12"x12"
grip rect.

	EXULTA Cretan	GEOBRICK Canossa	GEOBRICK Siena	GEOBRICK Volterra	GEOBRICK Bruges	GRAPHIS Graphis Beige	GRAPHIS Graphis Grigio	MYTHOLOGY Simbios Ivory	MYTHOLOGY Simbios Cream	MYTHOLOGY Simbios Taupe	MONOGRAM Royal	MONOGRAM Echos	MONOGRAM Lithic
120x120 47"x47" grip rect.								•	•	•			
60x120 24"x47" grip rect.								•	•	•			
20x120 8"x47" grip rect.													
23x100 9"x40" grip													
80x80 31,5"x31,5" grip rect.													
60x60 24"x24" grip rect.						•	•				•	•	•
30x60 12"x24" grip rect.											•	•	•
30x30 12"x12" grip rect.											•	•	•



	MONOGRAM Symbol	PIETRA CASTELLO Miramare	PIETRA CASTELLO Torrechiana	PIETRA CASTELLO Fenis	PIETRA CASTELLO Burgos	PIETRE NATURALI Gerusalem Stone	THYMOS Dorico	THYMOS Tellur	THYMOS Nemes	TRADITION Culture	TRADITION Travertin Beige	WOODTIME Abete Bianco	WOODTIME Castagno	WOODTIME Carpino
60x120 24"x47" grip rect.	•						•	•	•					
50x100 20"x40" grip rect.						•				•	•			
50x100 20"x40" grip						•				•	•			
80x80 31,5"x31,5" grip rect.						•								


	MONOGRAM Symbol	PIETRA CASTELLO Miramare	PIETRA CASTELLO Torrechiana	PIETRA CASTELLO Fenis	PIETRA CASTELLO Burgos	PIETRE NATURALI Gerusalem Stone	THYMOS Dorico	THYMOS Tellur	THYMOS Nemes	TRADITION Culture	TRADITION Travertin Beige	WOODTIME Abete Bianco	WOODTIME Castagno	WOODTIME Carpino
50x50 20"x20" grip		•	•	•	•									
25x50 10"x20" grip		•	•	•	•									
25x25 10"x10" grip		•	•	•	•									
6,2x25 2,4"x10" grip														

	MONOGRAM Symbol	PIETRA CASTELLO Miramare	PIETRA CASTELLO Torrechiana	PIETRA CASTELLO Fenis	PIETRA CASTELLO Burgos	PIETRE NATURALI Gerusalem Stone	THYMOS Dorico	THYMOS Tellur	THYMOS Nemes	TRADITION Culture	TRADITION Travertin Beige	WOODTIME Abete Bianco	WOODTIME Castagno	WOODTIME Carpino
120x120 47"x47" grip rect.														
60x120 24"x47" grip rect.														
20x120 8"x47" grip rect.												•	•	•
23x100 9"x40" grip														
80x80 31,5"x31,5" grip rect.														
60x60 24"x24" grip rect.	•									•	•			
30x60 12"x24" grip rect.	•					•	•	•	•	•	•			
30x30 12"x12" grip rect.	•									•	•			

Summary

sizes | formati

outdoor porcelain stoneware | gres porcellanato da esterno



ƒ 20 mm

60x120 24"x47" grip rect.					•	•	•	•	•					
50x100 20"x40" grip rect.		•								•	•	•		
50x100 20"x40" grip		•								•	•	•		
80x80 31,5"x31,5" grip rect.				•						•				

ƒ 10 mm

50x50 20"x20" grip	•	•	•											•
25x50 10"x20" grip	•	•	•											•
25x25 10"x10" grip	•	•	•											•
6,2x25 2,4"x10" grip														

ƒ 9 mm

120x120 47"x47" grip rect.														
60x120 24"x47" grip rect.														
20x120 8"x47" grip rect.														
23x100 9"x40" grip														
80x80 31,5"x31,5" grip rect.														
60x60 24"x24" grip rect.														
30x60 12"x24" grip rect.														
30x30 12"x12" grip rect.														



•	•	•	•											
•	•	•												
						•	•	•				•	•	•

•	•	•												
•	•	•												
•	•	•												

											•	•	•	
										•	•	•		
									•	•	•			

Summary

sizes | formati



⌞ 20 mm

60x120 24"x47"
grip rect.

50x100 20"x40"
grip rect.

50x100 20"x40"
grip

80x80 31,5"x31,5"
grip rect.

	ROCKNEST Maplerock	ROCKNEST Stonehill	ROCKNEST Richmond	ROCKNEST Monolith	ROCKNEST Granitic	STONEROCK White Stone	STONEROCK Light Stone	STONEROCK Ash Stone	TWO.0 Desert	UPTOWN Hudson
60x120 24"x47" grip rect.										
50x100 20"x40" grip rect.	•	•	•	•	•	•	•	•	•	
50x100 20"x40" grip	•	•	•	•	•	•	•	•	•	•
80x80 31,5"x31,5" grip rect.										•

⌞ 10 mm

50x50 20"x20"
grip

25x50 10"x20"
grip

25x25 10"x10"
grip

6,2x25 2,4"x10"
grip

	ROCKNEST Maplerock	ROCKNEST Stonehill	ROCKNEST Richmond	ROCKNEST Monolith	ROCKNEST Granitic	STONEROCK White Stone	STONEROCK Light Stone	STONEROCK Ash Stone	TWO.0 Desert	UPTOWN Hudson
50x50 20"x20" grip										
25x50 10"x20" grip										
25x25 10"x10" grip										
6,2x25 2,4"x10" grip										

⌞ 9 mm

120x120 47"x47"
grip rect.

60x120 24"x47"
grip rect.

20x120 8"x47"
grip rect.

23x100 9"x40"
grip

80x80 31,5"x31,5"
grip rect.

60x60 24"x24"
grip rect.

30x60 12"x24"
grip rect.

30x30 12"x12"
grip rect.

	ROCKNEST Maplerock	ROCKNEST Stonehill	ROCKNEST Richmond	ROCKNEST Monolith	ROCKNEST Granitic	STONEROCK White Stone	STONEROCK Light Stone	STONEROCK Ash Stone	TWO.0 Desert	UPTOWN Hudson
120x120 47"x47" grip rect.										
60x120 24"x47" grip rect.	•	•	•	•	•					
20x120 8"x47" grip rect.										
23x100 9"x40" grip										
80x80 31,5"x31,5" grip rect.										
60x60 24"x24" grip rect.										
30x60 12"x24" grip rect.										
30x30 12"x12" grip rect.										



Special Pieces \mp 20 mm - 10 mm - 9 mm

outdoor porcelain stoneware | gres porcellanato da esterno



	size	\mp	ARCHÉ	ASHLEY	BLADE	CREST	DICTA	DOLOMITE	EXULTA	GEOBRICK	GRAPHIS	MYTHOLOGY	MONOGRAM	PIETRA CASTELLO
Gradone con Toro 	40x80 16"x31,5"	20 mm									● 253			
	50x100 20"x40"	20 mm				● 297	● 297	● 297				● 297		
	30x120 12"x47"	20 mm											● 273	
Toro angolare Sx Dx 	40x80 16"x31,5"	20 mm									● 325			
	50x100 20"x40"	20 mm				● 337	● 337	● 337				● 337		
	30x120 12"x47"	20 mm											● 313	
Costa 	40x80 16"x31,5"	20 mm												
	50x100 20"x40"	20 mm				● 297								
	30x120 12"x47"	20 mm											● 263	
Costa angolare Sx Dx 	40x80 16"x31,5"	20 mm									● 309			
	50x100 20"x40"	20 mm				● 337								
	30x120 12"x47"	20 mm											● 313	
Cover 	50x100 20"x40"	20 mm												
	30x120 12"x47"	20 mm											● 293	
Gradone con toro smaltato 	30x60 12"x24"	20 mm											● 233	
Battiscopa 	8x50 3"x20"	10 mm	● 8						● 8	● 8				● 8
Elemento Elle Monolitico 	15x30x4 6"x12"x1,6"	10 mm	● 22						● 22	● 22				● 22
		9 mm			● 22						● 22		● 22	
Gradino * 	25x50 10"x20"	10 mm	● 28							● 28				
	30x60 12"x24"	9 mm			● 55								● 55	
Elemento Elle Incollato 	23x100 9"x40"	9 mm												
	20x120 8"x47"	9 mm		● 213										

* Minimum order 5 pieces | Ordine minimo 5 pezzi


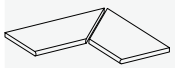
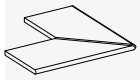
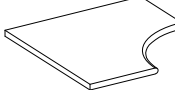
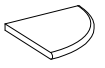
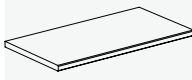
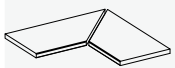



PIETRE NATURALI	THYMOS	TRADITION	AURUM	CONTACT	CRISTALIA	ECOSTONE	GEOLOGY	GLAM	JASPER	REACTION	ROCKNEST	STONEROCK	TWO.0	UPTOWN
● 253				● 253		● 253		● 253		● 253				● 253
● 297		● 297	● 297			● 297	● 297				● 297	● 297	● 297	● 297
	● 273				● 273									
● 325				● 325		● 325		● 325		● 325				● 325
● 337		● 337	● 337			● 337	● 337				● 337	● 337	● 337	● 337
	● 313				● 313									
● 253				● 253						● 253				
● 297		● 297	● 297				● 297					● 297		
	● 263				● 263									
● 309				● 309						● 309				
● 337		● 337	● 337				● 337					● 337		
	● 313				● 313									
● 305		● 305											● 305	
	● 293				● 293									
	● 233				● 233									
				● 8				● 8						
			● 22				● 22							
● 22		● 22										● 22		
	● 55												● 55	
										● 213				

Pools&Wellness Special Pieces \varnothing 20 mm

outdoor porcelain stoneware |
gres porcellanato da esterno



	size	ARCHÉ	CREST	DICTA	DOLOMITE	GRAPHIS	MYTHOLOGY	MONOGRAM	PIETRE NATURALI	THYMOS	TRADITION
Toro * 	25x100 10"x40"	● 263	● 263	● 263	● 263		● 263		● 263		● 263
	40x80 16"x31,5"					● 253			● 253		
	30x120 12"x47"							● 273		● 273	
Toro Coppia Angoli Int. 	25x100 10"x40"	● 369	● 369	● 369	● 369		● 369		● 369		● 369
	40x80 16"x31,5"					● 361			● 361		
Toro Coppia Angoli Est. 	30x120 12"x47"							● 381		● 381	
	50x50 20"x20"	● 369	● 369	● 369	● 369		● 369		● 369		● 369
Curvo Toro Interno 	60x60 24"x24"							● 381		● 381	
	80x80 31,5"x31,5"					● 401			● 401		
	25x25 10"x10"	● 329	● 329	● 329	● 329		● 329		● 329		● 329
Curvo Toro Esterno 	30x30 12"x12"							● 337		● 337	
	40x40 16"x16"					● 349			● 349		
	25x100 10"x40"	● 253	● 253	● 253	● 253		● 253		● 253		● 253
Costa * 	40x80 16"x31,5"					● 253			● 253		
	30x120 12"x47"							● 263		● 263	
	25x100 10"x40"	● 361	● 361	● 361	● 361		● 361		● 361		● 361
Costa Coppia Angoli Int. 	40x80 16"x31,5"					● 353			● 353		
	30x120 12"x47"							● 373		● 373	
Costa Coppia Angoli Est. 											



AURUM	CONTACT	CRISTALIA	ECOSTONE	GEOLOGY	GLAM	REACTION	ROCKNEST	STONEROCK	TWO.0	UPTOWN
● 263			● 263	● 263			● 263	● 263	● 263	● 263
	● 253		● 253		● 253	● 253				● 253
		● 273								
● 369			● 369	● 369			● 369	● 369	● 369	● 369
	● 361		● 361		● 361	● 361				● 361
		● 381								
● 369			● 369	● 369			● 369	● 369	● 369	● 369
		● 381								
	● 401		● 401		● 401	● 401				● 401
● 329			● 329	● 329			● 329	● 329	● 329	● 329
		● 337								
	● 349		● 349		● 349	● 349				● 349
● 253			● 253	● 253			● 253	● 253	● 253	● 253
	● 253		● 253		● 253	● 253				● 253
		● 263								
● 361			● 361	● 361			● 361	● 361	● 361	● 361
	● 353		● 353		● 353	● 353				● 353
		● 373								

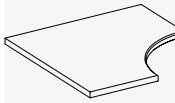
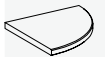
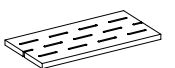


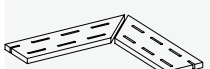
* Price for a minimum order of 20 items. For smaller volumes, please contact our commercial office for a specific quote.

* Prezzo per ordine minimo di 20 pezzi. Per quantitativi inferiori, rivolgersi agli uffici commerciali per una quotazione specifica

Pools&Wellness Special Pieces \varnothing 20 mm

outdoor porcelain stoneware | gres porcellanato da esterno



	size	ARCHÉ	CREST	DICTA	DOLOMITE	GEOBRICK	GRAPHIS	MYTHOLOGY	MONOGRAM	PIETRE NATURALI	THYMOS	TRADITION
Curvo Costa Interno 	50x50 20"x20"	● 329	● 329	● 329	● 329			● 329		● 329		● 329
	60x60 24"x24"								● 341		● 341	
	80x80 31,5"x31,5"					● 389	● 389			● 389		
Curvo Costa Esterno 	25x25 10"x10"	● 309	● 309	● 309	● 309			● 309		● 309		● 309
	30x30 12"x12"								● 313		● 313	
	40x40 16"x16"					● 321	● 321			● 321		
Griglia * 	25x50 10"x20"	● 243	● 243	● 243	● 243			● 243		● 243		● 243
	20x60 8"x24"								● 243		● 243	
	20x80 8"x31,5"					● 301	● 301			● 301		
Griglia Coppia Angoli 	25x50 10"x20"	● 345	● 345	● 345	● 345			● 345		● 345		● 345
	20x60 8"x24"								● 333		● 333	
	20x80 8"x31,5"					● 389	● 389			● 389		
Griglia Lite * 	15x50 6"x20"	● 203	● 203	● 203	● 203			● 203		● 203		● 203
	15x60 6"x24"								● 213		● 213	
	15x80 6"x31,5"					● 283	● 283			● 283		
Griglia Lite Coppia Angoli 	15x50 6"x20"	● 309	● 309	● 309	● 309			● 309		● 309		● 309
	15x60 6"x24"								● 313		● 313	
	15x80 6"x31,5"					● 369	● 369			● 369		



AURUM	CONTACT	CRISTALIA	ECOSTONE	GEOLOGY	GLAM	REACTION	ROCKNEST	STONEROCK	TWO.0	UPTOWN
● 329			● 329	● 329			● 329	● 329	● 329	● 329
		● 341								
	● 389		● 389		● 389	● 389				● 389
● 309			● 309	● 309			● 309	● 309	● 309	● 309
		● 313								
	● 321		● 321		● 321	● 321				● 321
● 243			● 243	● 243			● 243	● 243	● 243	● 243
		● 243								
	● 301		● 301		● 301	● 301				● 301
● 345			● 345	● 345			● 345	● 345	● 345	● 345
		● 333								
	● 389		● 389		● 389	● 389				● 389
● 203			● 203	● 203			● 203	● 203	● 203	● 203
		● 213								
	● 283		● 283		● 283	● 283				● 283
● 309			● 309	● 309			● 309	● 309	● 309	● 309
		● 313								
	● 369		● 369		● 369	● 369				● 369

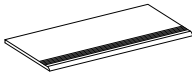
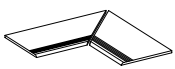
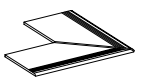
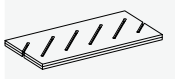
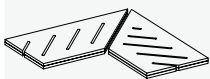
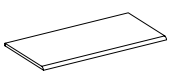
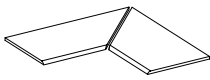

* Price for a minimum order of 20 items. For smaller volumes, please contact our commercial office for a specific quote.

* Prezzo per ordine minimo di 20 pezzi. Per quantitativi inferiori, rivolgersi agli uffici commerciali per una quotazione specifica

Pools&Wellness Special Pieces \varnothing 10 mm - 9 mm

outdoor porcelain stoneware | gres porcellanato da esterno



	size	\varnothing	ARCHÈ	ASHLEY	AZIMUTH	BLADE	EXULTA	GEOBRICK	GRAPHIS	MYTHOLOGY	MONOGRAM	PIETRA CASTELLO
Line * 	25x50 10"x20"	10 mm	● 41				● 41	● 41				● 41
	30x60 12"x24"	9 mm			● 71	● 71			● 55	● 71	● 55	
	40x80 16"x31,5"	9 mm										
	23x100 9"x40"	9 mm										
	20x120 8"x47"	9 mm		● 123								
Line Coppia Angoli Int. 	25x50 10"x20"	10 mm	● 189				● 189	● 189				● 189
	30x60 12"x24"	9 mm			● 228	● 228			● 208	● 228	● 208	
Line Coppia Angoli Est. 	40x80 16"x31,5"	9 mm										
	23x100 9"x40"	9 mm										
	20x120 8"x47"	9 mm		● 283								
Griglia River * 	25x50 10"x20"	10+10 mm	● 228				● 228	● 228				● 228
	20x60 8"x24"	9+9 mm		● 243	● 253	● 253			● 243	● 253	● 243	
Griglia River Coppia Angoli 	25x50 10"x20"	10+10 mm	● 329				● 329	● 329				● 329
	20x60 8"x24"	9+9 mm		● 345	● 353	● 353			● 345	● 353	● 345	
Beak * 	25x50 10"x20"	10 mm	● 33				● 33	● 33				● 33
	30x60 12"x24"	9 mm			● 55	● 55			● 43	● 55	● 43	
	40x80 16"x31,5"	9 mm										
	23x100 9"x40"	9 mm										
	20x120 8"x47"	9 mm		● 103								
Beak Coppia Angoli Int. 	25x50 10"x20"	10 mm	● 175				● 175	● 175				● 175
	30x60 12"x24"	9 mm			● 208	● 208			● 203	● 208	● 203	
Beak Coppia Angoli Est. 	40x80 16"x31,5"	9 mm										
	23x100 9"x40"	9 mm										
	20x120 8"x47"	9 mm		● 263								

* Price for a minimum order of 20 items. For smaller volumes, please contact our commercial office for a specific quote.

* Prezzo per ordine minimo di 20 pezzi. Per quantitativi inferiori, rivolgersi agli uffici commerciali per una quotazione specifica






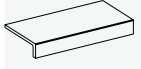
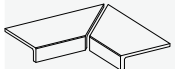
PIETRE NATURALI	THYMOS	TRADITION	WOODTIME
● 55	● 55	● 55	
			● 123
● 208	● 208	● 208	
			● 283
● 243		● 243	● 243
● 345		● 345	● 345
● 43	● 43	● 43	
			● 103
● 203	● 203	● 203	
			● 263

AURUM	GEOLOGY	GLAM	JASPER	REACTION	ROCKNEST	STONEROCK
● 41	● 41					
				● 71	● 71	● 55
		● 133				
			● 113			
● 189	● 189					
				● 228	● 228	● 208
		● 273				
			● 263			
● 228	● 228					
				● 253	● 253	● 243
● 329	● 329					
				● 353	● 353	● 345
● 33	● 33					
				● 55	● 55	● 43
		● 123				
			● 103			
● 175	● 175					
				● 208	● 208	● 203
		● 263				
			● 253			

Pools&Wellness Special Pieces \varnothing 10 mm - 9 mm

outdoor porcelain stoneware |
gres porcellanato da esterno



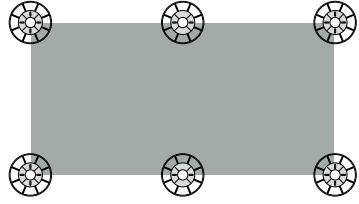
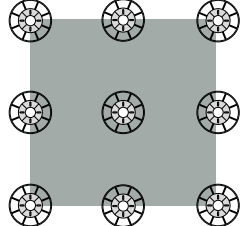
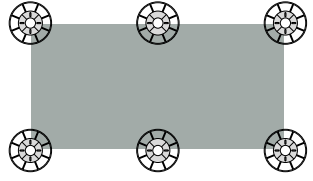
	size	\varnothing	ARCHÈ	ASHLEY	AZIMUTH	BLADE	EXULTA	GEOBRICK	GRAPHIS	MYTHOLOGY	MONOGRAM	PIETRA CASTELLO
Curved Strips * 	25x50 10"x20"	10 mm	● 153				● 153	● 153				● 153
	20x60 8"x24"	9 mm		● 161								
	23x50 9"x20"	9 mm										
	30x60 12"x24"	9 mm			● 213	● 213			● 161	● 213	● 161	
Curved Doppia Angoli Int. 	25x50 10"x20"	10 mm	● 309				● 309	● 309				● 309
	20x60 8"x24"	9 mm		● 313								
Curved Doppia Angoli Est. 	23x50 9"x20"	9 mm										
	30x60 12"x24"	9 mm			● 341	● 341			● 313	● 341	● 313	
Elemento Elle Monolitico 	15x30x4 6"x12"x1,6"	10 mm	● 22				● 22	● 22				● 22
		9 mm							● 22		● 22	
Elle Coppia Angoli Int. 	15x30x4 6"x12"x1,6"	10 mm	● 243				● 243	● 243				● 243
		9 mm							● 243		● 243	

* Price for a minimum order of 20 items. For smaller volumes, please contact our commercial office for a specific quote.
* Prezzo per ordine minimo di 20 pezzi. Per quantitativi inferiori, rivolgersi agli uffici commerciali per una quotazione specifica



PIETRE NATURALI	THYMOS	TRADITION	WOODTIME	AURUM	GEOLOGY	GLAM	JASPER	REACTION	ROCKNEST	STONEROCK
				● 153	● 153					
			● 161							
							● 153			
● 161	● 161	● 161						● 213	● 213	● 161
				● 309	● 309					
							● 309			
● 313	● 313	● 313						● 341	● 341	● 313
				● 22	● 22					
● 22		● 22								● 22
				● 243	● 243					
● 243		● 243								● 243


instructions for raised floor installation | istruzioni per i supporti per pavimento sopraelevato

SIZE FORMATO	RAISED FLOOR HEIGHT - ALTEZZA DELLA SOPRAELEVAZIONE		
	Up to 2 cm Fino a 2 cm	From 2 to 10 cm Da 2 a 10 cm	From 10 to 30 cm Da 10 a 30 cm
Major / Two 60x120 24"x47" Rect. 	6 Supports/slab (2,8 Supports/mq) 6 Supporti/lastra (2,8 Supporti/mq)	6 Supports/slab + double fiberglass mesh (2,8 Supports/mq) 6 Supporti/lastra + doppia rete in fibra di vetro (2,8 Supporti/mq)	Please contact Fincibec Group Si prega di contattare Fincibec Group
Major / Two 80x80 31,5"x31,5" Rect. 	9 Supports/slab (6,3 Supports/mq) 9 Supporti/lastra (6,3 Supporti/mq)	9 Supports/slab + double fiberglass mesh (6,3 Supports/mq) 9 Supporti/lastra + doppia rete in fibra di vetro (6,3 Supporti/mq)	Please contact Fincibec Group Si prega di contattare Fincibec Group
Major / Two 50x100 20"x40" Rect. 	6 Supports/slab (4 Supports/mq) 6 Supporti/lastra (4 Supporti/mq)	6 Supports/slab + double fiberglass mesh (4 Supports/mq) 6 Supporti/lastra + doppia rete in fibra di vetro (4 Supporti/mq)	Please contact Fincibec Group Si prega di contattare Fincibec Group


notes | note

The supports-per-mq calculation covers only central slabs (excludes borders, corners and site-specific conditions). For a more accurate estimate, please contact the Fincibec Engineering Department. The raised floor is not suitable for vehicular traffic.
L'incidenza dei supporti per mq riguarda solo le lastre centrali (esclude bordi, angoli e condizioni di cantiere). Per una stima più precisa, contattare l'Ufficio Engineering Fincibec. Il pavimento sopraelevato non è idoneo al traffico carrabile.



double fiberglass mesh | doppia rete in fibra di vetro







Installation of raised flooring over 2 cm in height is not recommended without applying a double layer of fiberglass mesh to the underside of the tiles. This system retains any fragments in the event of accidental breakage, enhancing the safety of the flooring.
Si sconsiglia di realizzare pavimentazioni sopraelevate con altezze superiori a 2 cm senza l'applicazione di una doppia rete in fibra di vetro sul retro delle lastre. Tale sistema trattiene eventuali frammenti in caso di rottura accidentale, migliorando la sicurezza della pavimentazione.




weights and packaging | pesi e imballi


20 mm	60x120 24"x47"	50x100 20"x40"	80x80 31,5"x31,5"
	Pc. 1	1	1
	M ² 0,72	0,50	0,64
	Kg 30,00	22,50	29,00
	Pc. 35	42	40
	M ² 25,20	21,00	25,60
	Kg 1050,00	945,00	1160,00


10 mm	50x50 20"x20"	25x50 10"x20"	25x25 10"x10"	6,2x25 2,4"x10"
	Pc. 4	9	17	66
	M ² 1,00	1,125	1,06	1,02
	Kg 21,50	22,70	22,80	22,50
	Pc. 36	54	57	36
	M ² 36,00	60,75	60,59	36,80
	Kg 774,00	1230,00	1299,60	810,00


9 mm	120x120 47"x47"	60x120 24"x47"	20x120 8"x47"	23x100 9"x40"	80x80 31,5"x31,5"	60x60 24"x24"	30x60 12"x24"	30x30 12"x12"
	Pc. 2	2	4	5	2	3	6	13
	M ² 2,88	1,44	0,96	1,15	1,28	1,08	1,08	1,17
	Kg 58,00	31,00	21,60	24,00	26,20	22,50	22,50	23,00
	Pc. 20	35	32	48	40	40	48	48
	M ² 57,60	50,40	30,72	55,20	51,20	43,20	51,80	56,20
	Kg 1160,00	1085,00	691,20	1152,00	1048,00	900,00	1080,00	1104,00

special pieces weights and packaging | pesi e imballi pezzi speciali

20 mm	Toro 30x120 12"x47"	Toro 50x100 20"x40"	Toro 40x80 16"x31,5"	Toro angolare DX/SX 30x120 12"x47"	Toro angolare DX/SX 50x100 20"x40"	Toro angolare DX/SX 40x80 16"x31,5"
	Pc. 1	1	1	1	1	1
	MI 1,20	1,00	0,80	1,20	1,00	0,80
	Kg 16,00	22,50	14,50	16,00	22,50	14,50

20 mm	Costa 30x120 12"x47"	Costa 50x100 20"x40"	Costa 40x80 16"x31,5"	Costa angolare DX/SX 30x120 12"x47"	Costa angolare DX/SX 50x100 20"x40"	Costa angolare DX/SX 40x80 16"x31,5"
	Pc. 1	1	1	1	1	1
	MI 1,20	1,00	0,80	1,20	1,00	0,80
	Kg 16,00	22,50	14,50	16,00	22,50	14,50

20 mm	Cover 30x120 12"x47"	Cover 50x100 20"x40"	Toro smaltato 30x60 12"x24"
	Pc. 1	1	2
	MI 1,20	1,00	1,20
	Kg 16,00	22,50	16,00

9/10 mm	Elemento a elle incollato 20x120 8"x47"	Elemento a elle incollato 23x100 9"x40"	Elemento a elle monolitico 15x30x4 6"x12"x1,6"	Gradino 30x60 12"x24"	Gradino 25x50 10"x20"	Battiscopa 8x50 3"x20"
	Pc. 2	2	6	1	6	20
	MI 2,40	2,00	1,80	0,60	3,00	10,00
	Kg 12,80	12,00	8,10	3,50	15,62	22,50

slip resistance | scivolosità

STANDARD NORMA STANDARD	GRIP / MAJOR / TWO SURFACE SUPERFICIE GRIP / MAJOR / TWO
B.C.R.A. (D.M.I. n. 236 μ>0,40)	> 0,40
ANSI A 326.3 (DCOF WET >0,42)	> 0,42
DIN EN 16165 Annex B	R11
DIN EN 16165 Annex A	A+B+C
BS EN 16165 Annex C	≥ 36 Dry / Wet
AS 4586	Class P4

for specific certificates and data, contact Fincibec S.p.A
per i certificati specifici, e valori puntuali, contattare Fincibec SpA

use classes | categorie d'impiego

C1	floor tiles recommended for low traffic areas piastrelle da pavimento consigliate per calpestio lieve	C2	floor tiles recommended for light traffic areas piastrelle da pavimento consigliate per calpestio leggero
C3	floor tiles recommended for medium-light traffic areas piastrelle da pavimento consigliate per calpestio medio leggero	C4	floor tiles recommended for medium traffic areas piastrelle da pavimento consigliate per calpestio medio
C5	floor tiles suitable for heavy traffic piastrelle da pavimento consigliate per calpestio intenso		



the standard | la normativa

To date, there are no standards relating to raised outdoor flooring. The only standard that can act as a reference is UNI EN 12825, which specifies the features and performance requirements of raised floorings mainly intended to be used inside buildings. TWO and MAJOR meets the requirements of this standard (listed in the following table). With regard to the “Dynamic load - shock-proof test against hard bodies”, Fincibec recommends choosing the material according to the intended use. For heights greater than 100 mm, contact Fincibec Group.

Ad oggi non esistono norme relative alle pavimentazioni sopraelevate da esterno. L'unica norma cui si può fare un certo riferimento è la UNI EN 12825 che specifica caratteristiche e requisiti prestazionali dei pavimenti sopraelevati il cui principale uso previsto è quello all'interno degli edifici. TWO e MAJOR soddisfano i requisiti di tale norma (elencati nella tabella seguente). Relativamente al test di “Carico dinamico - prova d'urto di corpi duri” Fincibec raccomanda la scelta del materiale in base alla destinazione d'uso. Per altezze superiori ai 100 mm contattare Fincibec Group.

UPEC certifications | certificazioni UPEC

	UPEC	UPEC-F+ 50x100 Rectifié	UPEC-F+ 60x120 Rectifié
MYTHOLOGY	•	•	-
ROCKNEST	•	•	-
AURUM	-	•	-
GEOLOGY	-	•	-
CREST	-	•	-
DICTA	-	•	-
DOLOMITE	-	•	-
PIETRA CASTELLO	-	-	-
PIETRE NATURALI	•	•	-
TRADITION	•	•	-
ECOSTONE	-	•	-
GLAM	•	-	-
STONEROCK	-	•	-
TWO.0	-	•	-
UPTOWN	-	•	-
ARCHÉ	-	-	-
CONTACT	-	-	-
AZIMUTH	•	-	-
BLADE	•	-	-
GRAPHIS	•	-	-
REACTION	•	-	-
GEOBRICK	-	-	-
EXULTA	-	-	-
ASHLEY	-	-	-
JASPER	-	-	-
WOODTIME	-	-	-
CRISTALIA	-	-	EN COURS
MONOGRAM	-	-	EN COURS
THYMOS	-	-	EN COURS

colour variations | variazioni cromatiche

V1 EVEN APPEARANCE ASPETTO UNIFORME	V2 LIGHT VARIATION LIEVE VARIAZIONE
V3 MEDIUM VARIATION MEDIA VARIAZIONE	V4 STRONG VARIATION INTENSA VARIAZIONE
Aurum Geology Pietra Castello Two.0 Geobrick Woodtime	Thymos Cristalia Monogram Mythology Rocknest Crest Dicta Dolomite Pietre Naturali Tradition Ecostone Glam Stonerock Archè Azimuth Exulta Blade Graphis Reaction Ashley Jasper
Aurum Artis Geology Atmosphere	

it is necessary to take the tiles from several different boxes when laying them.
è indispensabile all'atto della posa, prelevare le piastrelle da più confezioni.

notes | note

Fincibec reserves the right to modify its products without prior notice and cannot be held liable for direct or indirect damage caused by such modifications.
I prodotti possono essere modificati da Fincibec senza preavviso, respingendo ogni responsabilità su possibili danni diretti o indiretti causati da potenziali modifiche.

Always refer to the price list in force to ensure correct information and data on codes, packaging, and weight.
Verificare sempre la correttezza delle informazioni e dei dati relativi a codici, imballaggi e pesi, consultando il listino prezzi in vigore.

The colour shades and the graphics show in the catalogue are purely indicative.
Le tonalità dei colori e le grafiche riportate nel catalogo sono puramente indicative.

















TYPE OF TESTS TIPO DI TEST	TEST RESULT ESITO DELLA PROVA
Static load - Load test on the element Carico statico - Prova di carico sull'elemento	Test passed Test superato
Vertical loading test on column Prova di carico verticale sulla colonna	Test passed, as declared by the support supplier Superamento test dichiarato dal fornitore del supporto
Permanent deformation test on the element Prova di deformazione permanente sull'elemento	Test passed Test superato
Dynamic load - Shock-proof against hard bodies Carico dinamico- Prova di urto corpi duri	Test not passed Test non superato
Dynamic load - Shock-proof against soft bodies Carico dinamico- Prova di urto corpi morbidi	Test passed Test superato
Length of the panel sides Lunghezza dei lati del pannello	Test passed Test superato
Panel orthogonality Ortogonalità del pannello	Test passed Test superato
Straightness of the sides Rettilineità dei lati	Test passed Test superato
Panel thickness Spessore del pannello	Test passed Test superato
Panel warpage Svergolamento del pannello	Test passed Test superato
Vertical bending of the panels Incurvatura verticale dei pannelli	Test passed Test superato

warnings | avvertenze

Should a heavy object fall on a ceramic tile laid on a raised surface, there is a risk of the tile breaking and injuring people in the vicinity. To avoid injury, it is important to follow the instructions of the designer and the use of the double fiberglass mesh on the back of the slabs is recommended. Since outdoor paving tiles could be lifted by the wind, the producer recommends that plans to lay tiles on raised surfaces be checked by a qualified engineer to ensure they are fit for purpose, thus avoiding the risk of harm to people or property. Qualora un oggetto pesante cada su una lastra ceramica posata su un sistema sopraelevato c'è il rischio di rottura della stessa provocando danni a chiunque possa sostare o transitare nelle vicinanze. Per evitare dunque danni alle persone è importante seguire le istruzioni fornite dal progettista e si consiglia l'utilizzo della doppia rete in fibra di vetro sul retro delle lastre. Il produttore raccomanda di far verificare l'idoneità del sistema di posa in quota da un tecnico abilitato, in quanto le lastre delle pavimentazioni da esterno potrebbero essere sollevate dall'azione del vento, evitando così il rischio di danni a persone o cose.

A minimum slope of 2% is recommended to ensure proper water drainage. Due to the surface tension of water and the non-absorbent nature of porcelain stoneware, localized water pooling may occur even when the installation is performed according to best practices.
Si consiglia una pendenza minima del 2% per garantire il corretto deflusso dell'acqua. A causa della tensione superficiale dell'acqua e dell'inassorbimento del gres porcellanato, è possibile che si verifichino ristagni localizzati, nonostante una posa eseguita a regola d'arte.

All catalog information regarding load-bearing capacities, deflections, and support layout refers to unmodified slabs. Since drilling or cutting inevitably reduces load-bearing capacity, installers must check each time to see if additional reinforcement is necessary.
Tutte le informazioni di catalogo relative a portate, flessioni e disposizione dei supporti si riferiscono a lastre non modificate. Poiché l'esecuzione di fori o tagli riduce inevitabilmente la resistenza ai carichi, l'installatore deve verificare di volta in volta se è necessario aggiungere delle strutture di rinforzo.

TECHNICAL DATA CARATTERISTICHE TECNICHE		STANDARD OF TEST TIPO DI PROVA	INTERNATIONAL STANDARDS VALORI PRESCRITTI DALLE NORME			AVERAGE VALUE VALORE MEDIO
SIZE CHARACTERISTICS CARATTERISTICHE DIMENSIONALI			REQUIREMENTS FOR NOMINAL SIZE N			
			7 cm ≤ N < 15 cm	N ≥ 15 cm		
			mm	%	mm	
	SIDES LATI	FOR NON-RECTIFIED TILES PIASTRELLE NON RETTIFICATE	± 0,9	± 0,6	± 2,0	COMPLYING CONFORME
		FOR RECTIFIED TILES PIASTRELLE RETTIFICATE	± 0,4	± 0,3	± 1,0	
	THICKNESS SPESSORE	EN ISO 10545-2	± 0,5	± 5,0	± 0,5	COMPLYING CONFORME
	STRAIGHTNESS OF SIDES RETTILINEITÀ DEGLI SPIGOLI	FOR NON-RECTIFIED TILES PIASTRELLE NON RETTIFICATE	± 0,8	± 0,5	± 1,5	COMPLYING CONFORME
		FOR RECTIFIED TILES PIASTRELLE RETTIFICATE	± 0,4	± 0,3	± 0,8	
	RECTANGULARITY ORTOGONALITÀ	FOR NON-RECTIFIED TILES PIASTRELLE NON RETTIFICATE	± 0,8	± 0,5	± 2,0	COMPLYING CONFORME
		FOR RECTIFIED TILES PIASTRELLE RETTIFICATE	± 0,4	± 0,3	± 1,5	
	SURFACE FLATNESS PLANARITÀ	CENTRE CURVATURE	± 0,8	± 0,5	± 2,0	COMPLYING CONFORME
		FOR NON-RECTIFIED TILES PIASTRELLE NON RETTIFICATE	± 0,6	± 0,4	± 1,8	
		FOR RECTIFIED TILES PIASTRELLE RETTIFICATE	± 0,8	± 0,5	± 2,0	
		EDGE CURVATURE	± 0,6	± 0,4	± 1,8	
		FOR NON-RECTIFIED TILES PIASTRELLE NON RETTIFICATE	± 0,8	± 0,5	± 2,0	
		FOR RECTIFIED TILES PIASTRELLE RETTIFICATE	± 0,6	± 0,4	± 1,8	
WARPAGE	± 0,8	± 0,5	± 2,0			
	WATER ABSORPTION ASSORBIMENTO D'ACQUA	EN ISO 10545-3	≤ 0,5%			≤ 0,3%
	FLEXION RESISTANCE RESISTENZA ALLA FLESSIONE	EN ISO 10545-4	S ≥ 700 N \bar{f} < 7,5 mm			COMPLYING CONFORME
			S ≥ 1300 N \bar{f} ≥ 7,5 mm			
			R ≥ 35 N/mm ²			
	IMPACT RESISTANCE RESISTENZA ALL'URTO	EN ISO 10545-5	DECLARED VALUE VALORE DICHIARATO			> 0,80
	COEFFICIENT OF LINEAR THERMAL COEFFICIENTE DI DILATAZIONE TERMICA LINEARE	EN ISO 10545-8	DECLARED VALUE VALORE DICHIARATO			$\alpha = 6,7 \times 10^{-6} / ^\circ\text{C}^*$
	RESISTANCE TO THERMAL SHOCKS RESISTENZA AGLI SBALZI TERMICI	EN ISO 10545-9	TEST PASSED ACCORDING TO EN ISO 10545-1 TEST SUPERATO SECONDO EN ISO 10545-1			NO DAMAGE NESSUN DANNO
	MOISTURE EXPANSION (IN MM/M) DILATAZIONE ALL'UMIDITÀ (IN MM/M)	EN ISO 10545-10	DECLARED VALUE VALORE DICHIARATO			MAX 0,1 mm / m
	FROST RESISTANCE RESISTENZA AL GELO	EN ISO 10545-12	TEST PASSED ACCORDING TO EN ISO 10545-1 TEST SUPERATO SECONDO EN ISO 10545-1			NO DAMAGE NESSUN DANNO
	RESISTANCE TO HOUSEHOLD AND SWIMMING POOL CHEMICAL PRODUCTS RESISTENZA AI PRODOTTI CHIMICI USO DOMESTICO E ADDITIVI PER PISCINA	EN ISO 10545-13	B MIN			COMPLYING CONFORME
	RESISTANCE TO LOW CONCENTRATIONS OF ACIDS AND ALKALI RESISTENZA A BASSE CONCENTRAZIONI DI ACIDI E ALCALI	EN ISO 10545-13	DECLARED VALUE VALORE DICHIARATO			COMPLYING CONFORME
		EN ISO 10545-13	DECLARED VALUE VALORE DICHIARATO			COMPLYING CONFORME
	RESISTANCE TO STAINS RESISTENZA ALLE MACCHIE	EN ISO 10545-14	DECLARED VALUE VALORE DICHIARATO			COMPLYING CONFORME
	LEAD AND CADMIUM DISCHARGE CESSIONE DI PIOMBO E CADMIO	EN ISO 10545-15	DECLARED VALUE VALORE DICHIARATO			< THAN INSTRUMENT LIMIT < AL LIMITE DI RILEVAMENTO

notes | note
 for specific certificates and data, contact Fincibec S.p.A | per i certificati specifici, e valori puntuali, contattate Fincibec SpA
 with the exception of special pieces and decors | escluso pezzi speciali ed elementi decorativi

#ichooseresponsibly

Italian
 Ceramics.
 I choose
 responsibility.

Responsibility towards the world I live in determines every choice I make in my daily life. Italian ceramic companies are dedicated to daily, concrete actions aimed at improving quality of life and respecting the environment.

Many companies in other countries do not share this commitment.



Learn more about the responsibility of Italian Ceramics





100% CERAMICS OF ITALY

These logos demonstrate a precise geographical location of origin and a way of running a business enterprise with the highest ethical and cultural values. The products made by Fincibec Group are wholly designed, developed and manufactured in Italy. Each collection is designed and checked in the group's three R&D laboratories and all the subsequent production stages are carried out exclusively in Italian facilities with Italian technology. By using the above-mentioned logos, the aim of Fincibec Group is to identify a work philosophy which, with the utmost respect for the environment and man, leads to the production of materials adhering to the highest standards of performance and aesthetics through the best use of all the resources available. Fincibec Group adheres to the 'Made in Italy' code of ethics promoted by the Italian industrial ceramics association, 'Confindustria Ceramica', and is committed to full transparency on the origin of its products market with the brand.

Questi loghi testimoniano una precisa indicazione geografica di provenienza ed un modo di fare impresa legato ai più alti valori etici e culturali. I prodotti realizzati da Fincibec Group sono completamente ideati, studiati e fabbricati in Italia. Ogni collezione viene progettata e verificata nei laboratori di ricerca e sviluppo del gruppo e tutte le successive fasi produttive sono realizzate esclusivamente all'interno di stabilimenti italiani con tecnologia italiana. Fincibec Group vuole identificare una filosofia di lavoro che, nel massimo rispetto dell'ambiente e dell'uomo, porti alla realizzazione di materiali secondo i più elevati standards prestazionali ed estetici attraverso l'ottimizzazione di tutte le risorse impiegate. Fincibec Group aderisce al codice etico sul Made in Italy promosso da Confindustria Ceramica con il quale tutte le aziende aderenti si impegnano alla massima trasparenza riguardo l'origine dei prodotti apponendovi il marchio.



certifications | certificazioni



FINCIBEC S.p.A.
Sede legale: Via Valle d'Aosta, 47
41049 Sassuolo (Mo) Italy
Gruppo Fire S.R.L.
fincibec.it
info@fincibec.it